




# Tapered Screw-Vent<sup>®</sup> Implant System



Product Catalog



**zimmer** | dental

# Zimmer Dental    Zimmer Dental Implant System – Product Catalog

## How to Order

To order, call Zimmer Dental Customer Service between 6:00 a.m. and 4:30 p.m. PST, Monday through Friday, or fax your order to 1 (888) 225-2483. Overnight delivery is available, if requested. Overnight delivery orders must be placed by 4:00 p.m. PST.

To make ordering easier, please have your customer number, the catalog number and the quantity of items you wish to order. Prices do not include applicable sales tax or shipping costs. Specifications and prices are subject to change without notification.

Please note that not all products are registered or available in every country/region. Please check with a Zimmer Dental representative for availability and additional information.

Images within this catalog not to scale.

Zimmer Dental accepts VISA, Mastercard and American Express.

Payment terms are 2% 10, net 30. Discount pertains to cash payments only. All payments must be in U.S. Dollars (no foreign currency accepted).

To order call:

In the U.S. 1 (800) 854-7019

To fax an order 1 (888) 225-2483

Outside the U.S. +1 (760) 929-4300

## Return Policy

U.S. customers, please contact Zimmer Dental's Customer Service Department prior to returning product.

Please observe the following guidelines:

1. Customers may return **unopened and undamaged** Zimmer Dental product in its original package only. All returned product must be in saleable condition with the manufacturing seals intact.

2. Returned product must be accompanied by a Customer Return Number obtained from a Customer Service representative. If product is returned to Zimmer Dental without a Customer Return Number, a 15% restocking fee will be charged.
3. No credits, exchanges or refunds will be provided on discontinued product, product with a shelf life of less than six months, or instruments and tooling over 90 days. Credit or refund for returned items will be issued upon receipt and inspection of goods by Zimmer Dental.
4. All freight must be prepaid on returned merchandise.
5. Customer returning product within **30 days** of purchase may choose from the following options:
  - Full credit to customer account
  - Full exchange on product
  - Full refund
6. Customer returning product within **31-90 days** of purchase may choose from the following options:
  - Full credit to customer account
  - Full exchange on product
7. Customers returning product within **91-365 days** of purchase may choose from the following options:
  - Credit to customer account minus 15% restocking fee
  - Exchange on product minus a \$25 exchange fee for each exchanged item

8. For product returns **after 1 year** the following conditions apply:

- Only product exchanges are possible – original purchase will be credited to account, and new product will be billed at list price
- \$25 exchange fee will be charged per exchanged item

## Puros® Allograft and CopiOs® Pericardium Membrane Return Policy

Please note: Zimmer Dental does not permit the return of or offer refunds for any *Puros* Allografts or *CopiOs* Pericardium Membranes.

## Return Procedure

Contact Zimmer Dental's Customer Service Department at 1 (800) 854-7019 to obtain a Customer Return Number. This number must appear on the outside of the shipping box that contains the items being returned to Zimmer Dental.

**Do not mark any of the product packages or labeling.** Any returned package received without a Customer Return Number will be charged a 15% restocking fee. Returns will not be accepted for product that is not in saleable condition. Please send all packages, in a box, to the following address:

Zimmer Dental Inc.  
Attn: Returns Department  
6221 El Camino Real  
Carlsbad, CA 92009

International customers, please contact a local Zimmer Dental agent or dealer for return policies.



<b>Overview</b>	<b>2</b>	
System Color Coding	3	
<b>Zimmer® Trabecular Metal™ and Tapered Screw-Vent Implants</b>	<b>3</b>	
Zimmer Trabecular Metal Dental Implants	3	
Tapered Screw-Vent Implants	3	
Zimmer One-Piece Implants	9	
Healing Collars	12	
<b>Zimmer Trabecular Metal and Tapered Screw-Vent Prosthetics</b>	<b>13</b>	
Components for Impression Transfer	13	
Components for Provisional Restorations	14	
Components for Cement-Retained Restorations	15	
Custom Abutments	21	
Components for Screw-Retained Restorations	22	
Overdenture Attachments	24	
Prosthetic Tools	29	
Proprietary Platform Plus™ Technology	30	
<b>AdVent® Implants</b>	<b>31</b>	
AdVent Implant Dimensions	32	
<b>AdVent Prosthetics</b>	<b>33</b>	
Components for Impression Transfer	33	
Components for Cement-Retained Restorations	34	
Components for Custom Restorations	35	
Components for Screw-Retained Restorations	36	
Overdenture Attachments	38	
<b>Surgical Accessories</b>	<b>41</b>	
Zimmer Surgical Motor System	41	
Surgical Handpieces	41	
<b>Surgical Instruments and Information</b>	<b>43</b>	
<b>Zimmer Instrument Kit System</b>		
Surgical Kits for Zimmer Trabecular Metal, Tapered Screw-Vent, AdVent Implants and Zimmer Guided Surgery	43	
Zimmer One-Piece Surgical Kit and Module Reference Guide	51	
Zimmer One-Piece Surgical Kit and Module	52	
Zimmer One-Piece Replacement Instrumentation	53	
Zimmer Drill Stop Kit	54	
Replacement and Miscellaneous Instrumentation	56	
<b>Regenerative Materials</b>	<b>61</b>	
Hard Tissue Augmentation	61	
Soft Tissue Augmentation	64	
Barrier Membranes	65	
Graft Containment	66	
Sinus Lift Solutions	67	
Wound Dressings	68	
<b>Patient Education Materials</b>	<b>69</b>	
<b>Index</b>	<b>70</b>	

SURGICAL

PROSTHETICS

SURGICAL

PROSTHETICS

SURGICAL ACCESSORIES

SURGICAL

REGENERATIVE

EDUCATION

INDEX

# OVERVIEW




## GENERAL INFORMATION

Zimmer Dental provides a comprehensive portfolio of innovative implant technologies designed to meet a broad range of clinical needs. For decades, Zimmer Dental has gained the trust of thousands of clinicians worldwide by helping them to **deliver successful patient outcomes**. Zimmer continues to be a market leader in the development of world-class implantology products, practice partnerships and educational programs — all focused on **empowering clinicians** and revolutionizing implant dentistry. Headquartered near San Diego in Carlsbad, California, Zimmer Dental has direct subsidiary operations in Australia, Canada, China, France, Germany, Israel, Italy and Spain, with a global network of distributors **in more than 70 countries worldwide**.



Zimmer Holdings, Inc. (NYSE and SWX: ZMH), parent company of Zimmer Dental Inc., designs, develops, manufactures and markets reconstructive orthopaedic implants, including joint and dental, spinal implants and trauma products, and related orthopaedic surgical products. Founded in 1927, Zimmer is headquartered in Warsaw, Indiana, with operations in more than 25 countries and products currently sold and represented in more than 100 countries. Nearly 8,000 employees worldwide proudly share a vision of improving the quality of patients' lives every day.



**Note:** Images shown in the catalog may not be to scale.

## Implant Platform Color-Coding

The chart below indicates which color corresponds to each *Trabecular Metal* and *Tapered Screw-Vent* Implant's internal hex platform. 5.7mmD platform components are compatible with the 5.7mmD platform on *AdVent* Implants.

Implant Diameter	Implant Platform	Color-coding
3.7mmD	3.5mmD	Green
4.1mmD	3.5mmD	Green
4.7mmD	4.5mmD	Purple
6.0mmD	5.7mmD	Yellow

## Abutment Emergence Profile Compatibility

Colors correspond to the abutment emergence profile on *Hex-Lock*® Contour and Short Abutments, *Zimmer* One-Piece Implants and related Contour and Short Restorative Components.

Abutment Emergence Profile*	Color-coding
3.5mmD	Light Blue
4.5mmD	Tan
5.5mmD	Rose
6.5mmD	Yellow

\*For *Hex-Lock* Contour and Short Restorative components.

### Trabecular Metal Dental Implant, MTX® Surface, 0.5mm Machined Collar with Microgrooves

Includes Fixture Mount/Transfer and Cover Screw.

Catalog Numbers					
Implant Diameter	Implant Platform	10mmL	11.5mmL	13mmL	
4.1mmD	3.5mmD	TMM4B10	TMM4B11	TMM4B13	
4.7mmD	4.5mmD	TMMWB10	TMMWB11	TMMWB13	
6.0mmD	5.7mmD	TMM6B10	TMM6B11	TMM6B13	



**Note:** While the implant platform color code for the 4.1mmD *Tapered Screw-Vent* Implant is green, the implant surgical sequence is color-coded white on the surgical kit surface.

### Trabecular Metal Dental Implant, MTX Surface, Fully Textured with Microgrooves

Includes Fixture Mount/Transfer and Cover Screw.

Catalog Numbers					
Implant Diameter	Implant Platform	10mmL	11.5mmL	13mmL	
4.1mmD	3.5mmD	TMT4B10	TMT4B11	TMT4B13	
4.7mmD	4.5mmD	TMTWB10	TMTWB11	TMTWB13	
6.0mmD	5.7mmD	TMT6B10	TMT6B11	TMT6B13	



**Note:** While the implant platform color code for the 4.1mmD *Tapered Screw-Vent* Implant is green, the implant surgical sequence is color-coded white on the surgical kit surface.

### Surgical Cover Screws

Catalog Numbers		
Implant Platform		Catalog No.
3.5mmD		TSC
4.5mmD		TSCW
5.7mmD		TSC5



### Tapered Screw-Vent Implants with MTX Surface

Includes Fixture Mount/Transfer and Cover Screw.

Catalog Numbers								
Implant Diameter	Implant Platform	Connection	8mmL	10mmL	11.5mmL	13mmL	16mmL	
3.7mmD	3.5mmD	2.5mmD Internal Hexagon	TSVB8	TSVB10	TSVB11	TSVB13	TSVB16	
4.1mmD	3.5mmD	2.5mmD Internal Hexagon	TSV4B8	TSV4B10	TSV4B11	TSV4B13	TSV4B16	
4.7mmD	4.5mmD	2.5mmD Internal Hexagon	TSVWB8	TSVWB10	TSVWB11	TSVWB13	TSVWB16	
6.0mmD	5.7mmD	3.0mmD Internal Hexagon	TSV6B8	TSV6B10	TSV6B11	TSV6B13	TSV6B16	



**Note:** While the implant platform color code for the 4.1mmD *Tapered Screw-Vent* Implant is green, the implant surgical sequence is color-coded white on the surgical kit surface.

### Tapered Screw-Vent Implants with MP-1® HA Dual Transition Selective Surface

Includes Fixture Mount/Transfer and Cover Screw.

Catalog Numbers							
Implant Diameter	Implant Platform	Connection	8mmL	10mmL	11.5mmL	13mmL	16mmL
3.7mmD	● 3.5mmD	2.5mmD Internal Hexagon	TSVH8	TSVH10	TSVH11	TSVH13	TSVH16
4.1mmD	● 3.5mmD	2.5mmD Internal Hexagon	TSV4H8	TSV4H10	TSV4H11	TSV4H13	TSV4H16
4.7mmD	● 4.5mmD	2.5mmD Internal Hexagon	TSVWH8	TSVWH10	TSVWH11	TSVWH13	TSVWH16
6.0mmD	● 5.7mmD	3.0mmD Internal Hexagon	TSV6H8	TSV6H10	TSV6H11	TSV6H13	TSV6H16

**Note:** While the implant platform color code for the 4.1mmD *Tapered Screw-Vent* Implant is green, the implant surgical sequence is color-coded white on the surgical kit surface.

### Tapered Screw-Vent Implants with Full MTX Surface Texturing and Microgrooves

Includes Fixture Mount/Transfer and Cover Screw.

Catalog Numbers							
Implant Diameter	Implant Platform	Connection	8mmL	10mmL	11.5mmL	13mmL	16mmL
3.7mmD	● 3.5mmD	2.5mmD Internal Hexagon	TSVTB8	TSVTB10	TSVTB11	TSVTB13	TSVTB16
4.1mmD	● 3.5mmD	2.5mmD Internal Hexagon	TSVT4B8	TSVT4B10	TSVT4B11	TSVT4B13	TSVT4B16
4.7mmD	● 4.5mmD	2.5mmD Internal Hexagon	TSVTWB8	TSVTWB10	TSVTWB11	TSVTWB13	TSVTWB16
6.0mmD	● 5.7mmD	3.0mmD Internal Hexagon	TSVT6B8	TSVT6B10	TSVT6B11	TSVT6B13	TSVT6B16

**Note:** While the implant platform color code for the 4.1mmD *Tapered Screw-Vent* Implant is green, the implant surgical sequence is color-coded white on the surgical kit surface.

### Tapered Screw-Vent Implants with 0.5mm Machined Collar, MTX Surface and Microgrooves

Includes Fixture Mount/Transfer and Cover Screw.

Catalog Numbers							
Implant Diameter	Implant Platform	Connection	8mmL	10mmL	11.5mmL	13mmL	16mmL
3.7mmD	● 3.5mmD	2.5mmD Internal Hexagon	TSVMB8	TSVMB10	TSVMB11	TSVMB13	TSVMB16
4.1mmD	● 3.5mmD	2.5mmD Internal Hexagon	TSVM4B8	TSVM4B10	TSVM4B11	TSVM4B13	TSVM4B16
4.7mmD	● 4.5mmD	2.5mmD Internal Hexagon	TSVMWB8	TSVMWB10	TSVMWB11	TSVMWB13	TSVMWB16
6.0mmD	● 5.7mmD	3.0mmD Internal Hexagon	TSVM6B8	TSVM6B10	TSVM6B11	TSVM6B13	TSVM6B16

**Note:** While the implant platform color code for the 4.1mmD *Tapered Screw-Vent* Implant is green, the implant surgical sequence is color-coded white on the surgical kit surface.



## Tapered Screw-Vent Implants Features/ Benefits

### Platform Plus Technology

- Creates favorable conditions for bone-level maintenance<sup>1,3</sup>
- Lead-in Bevel – designed to reduce horizontal stresses better than flat “butt-joint” connections<sup>3,4</sup>
- Friction-Fit Connection – virtually eliminates abutment micromovement associated with screw loosening<sup>3</sup>
- 1.5mm Deep Internal Hex – shields the abutment retention screw from excess loading, distributing occlusal forces deep into the implant<sup>3</sup>

### Designed for flexibility

- A two-stage or single-stage implant system
- Various coronal configurations including machined/textured collar with and without crestal microgrooves
- Two surface options including *MTX* Microtextured Surface and *MP-1* HA Coating



1. Binon PP. The evolution and evaluation of two interference-fit implant interfaces. *Postgraduate Dent.* 1996;3:3-13.
2. Chun HJ, Shin HS, Han CH, Lee SH. Influence of implant abutment type on stress distribution in bone under various loading conditions using finite element analysis. *Int J Oral Maxillofac Implants.* 2006;21:105-202.
3. Mihalko WM, May TC, Kay JF, Krause WR. Finite element analysis of interface geometry effects on the crestal bone surrounding a dental implant. *Implant Dent.* 1992;1:212-217.

## TAPERED SCREW-VENT IMPLANT CELEBRATES 11 YEARS OF QUALITY

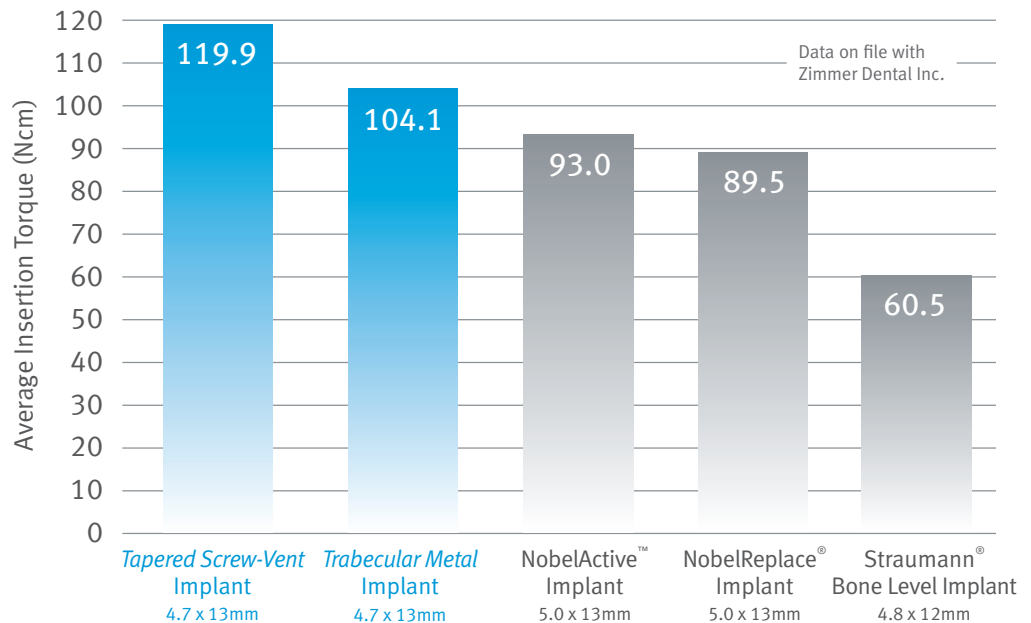
Documented prospective clinical survival rates for **1,553**

*MTX*-Textured *Tapered Screw-Vent* Implants:

- Implant survival rate mean **98.7%**<sup>5</sup> (range from 95.1% to 100%)
- Follow-up times range from **3 to 120** months (mean = 36.4 months)

Primary stability achieved by using *Tapered Screw-Vent* Implants enables immediate loading in appropriately selected patients.<sup>4,6-9</sup>

### Insertion torque results\* (Ncm)



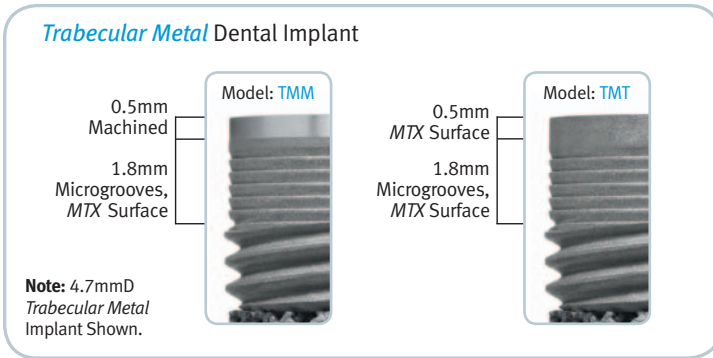
\* Average insertion torque in 50/30 bone foam block simulating a dense bone.

ZRM ZD 00034-00 ZRM ZD 00035-00 ZRR ZD 00060-00 addendum 1

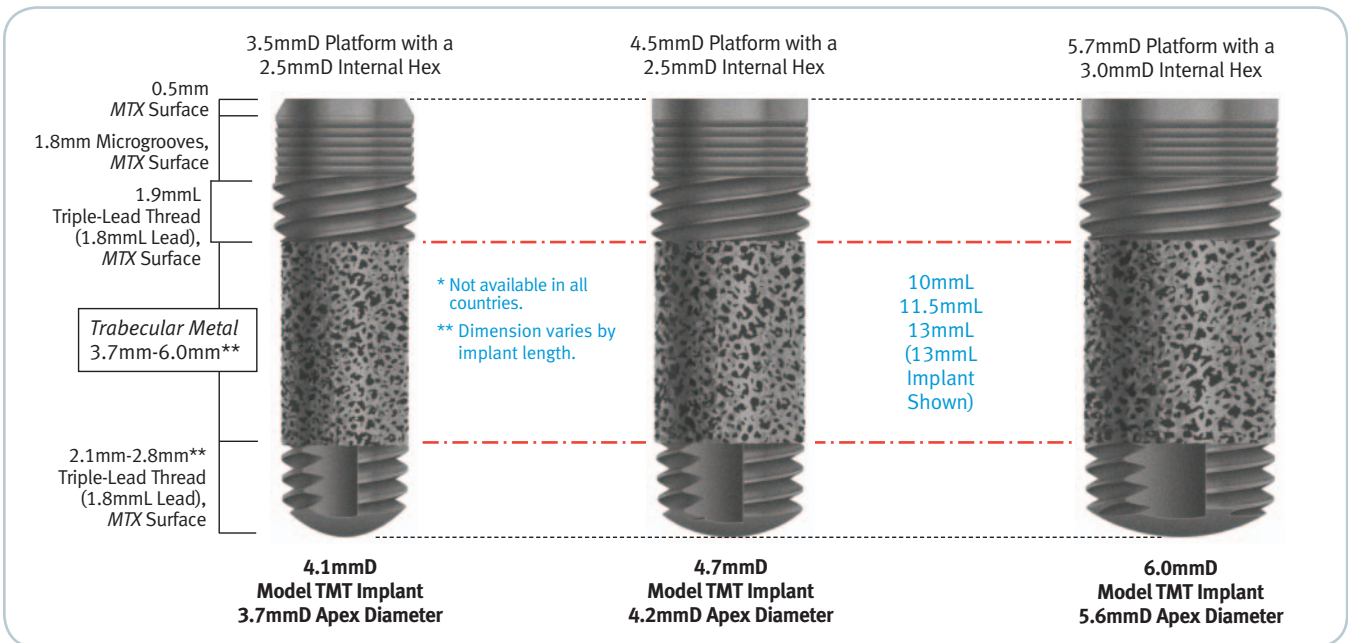
**Note:** NobelActive and NobelReplace are trademarks of Nobel Biocare. Straumann is a trademark of Straumann Holding AG.

4. Binon PP. The evolution and evaluation of two interference-fit implant interfaces. *Postgraduate Dent.* 1996;3:3-13.
5. Data on file with Zimmer Dental Inc.
6. Siddiqui AA, O'Neal R, Nummikoski P, Pituch D, Ochs M, Huber H, Chung W, Phillips K, Wang IC. Immediate loading of single-tooth restorations: one-year prospective results. *J Oral Implantol.* 2008;34:208-218.
7. Shiigai T. Pilot study in the identification of stability values for determining immediate and early loading of implants. *J Oral Implantol.* 2007;33:13-22.
8. Rosenlicht JL. Advancements in soft bone implant stability. *West Indian Dent J.* 2002;6:2-7.
9. Ormianer Z, Palti A. Long-term clinical evaluation of tapered multi-threaded implants: results and influences of potential risk factors. *J Oral Implantol.* 2006;32:300-307.

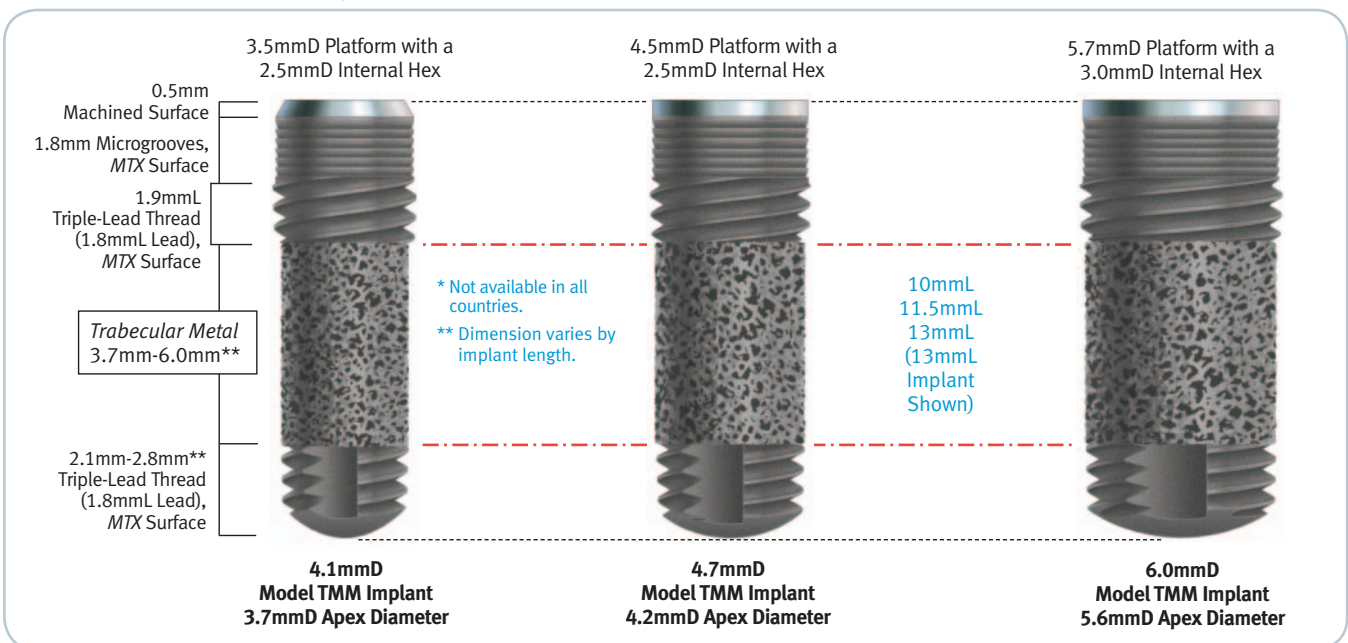
**Crestal Options**



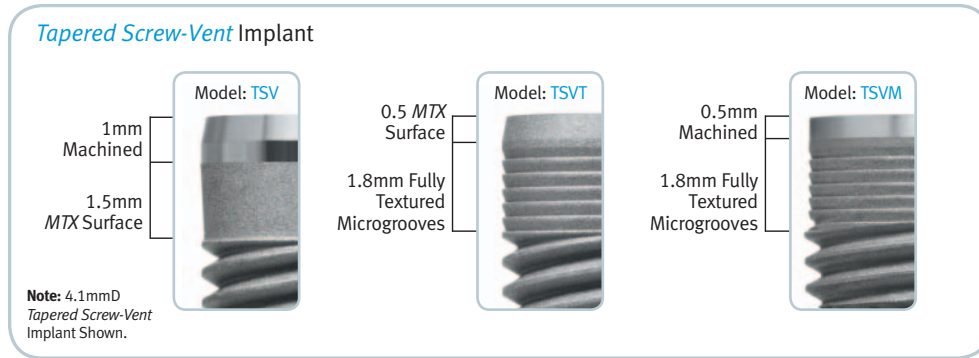
**Trabecular Metal Dental Implants - Fully Textured with Microgrooves (Model TMT)\***




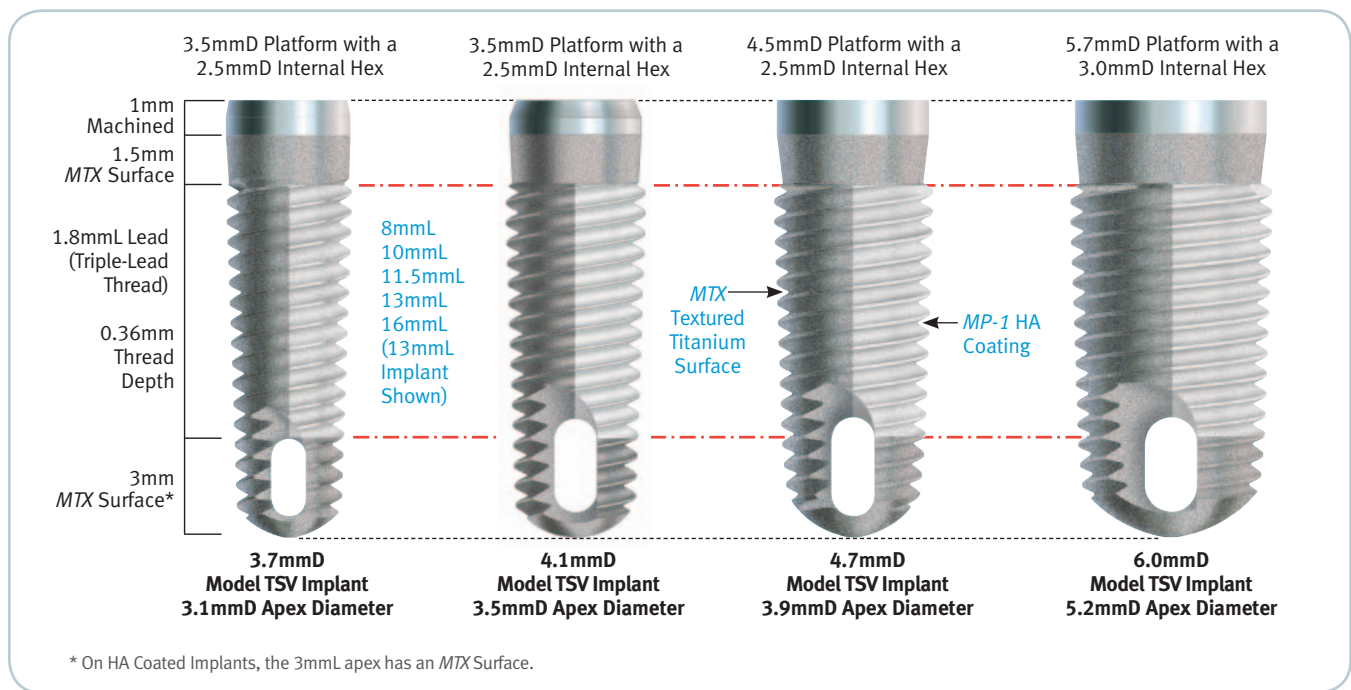
**Trabecular Metal Dental Implants - 0.5mm Machined Collar with Microgrooves (Model TMM)\***



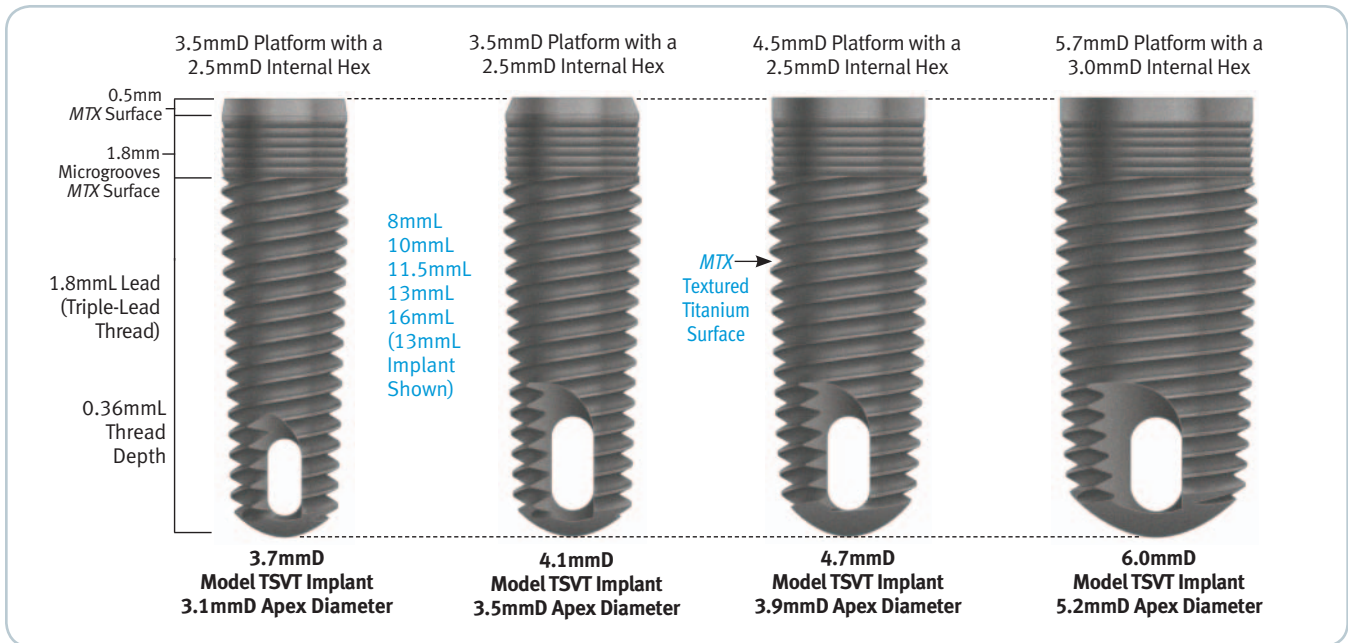
### Crestal Options



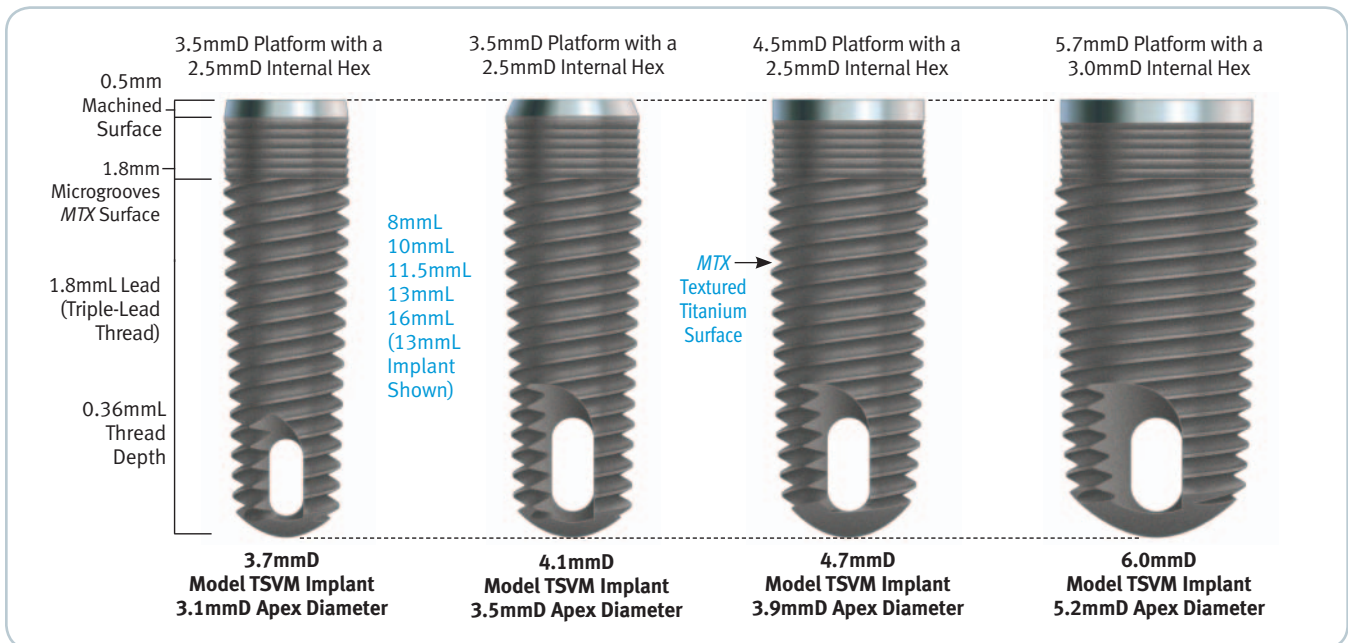
### Tapered Screw-Vent Implants - 1.0mm Machined Collar (Model TSV)



**Tapered Screw-Vent Implants - Full Texturing and Crestal Microgrooves (Model TSVT)**



**Tapered Screw-Vent Implants - 0.5mm Machined Collar with Crestal Microgrooves (Model TSVM)**



## Zimmer One-Piece Solutions

Engineered to perform as well as the trusted and successful *Tapered Screw-Vent* Implant, *Zimmer One-Piece Implants* bring greater simplicity and convenience to the restoration process and deliver the esthetics your patients desire. The simple one-piece design allows for a single-stage protocol, saving time and resulting in less trauma to soft tissue, and less discomfort for your patients.

### Zimmer One-Piece Implants feature:

- One-piece construction, eliminating micromovement and maximizing strength
- An integral, pre-contoured abutment, saving time
- Zimmer's proprietary *MTX* Surface, allowing for increased bone apposition and promoting osteoconductive capacity<sup>1,2</sup>
- A tapered body in a variety of sizes, enabling placement in all areas



1. Todisco M, Trisi P. Histomorphometric evaluation of 6 dental implant surfaces after early loading in humans. *J Oral Implantol* 2006;32. In press.

2. Trisi P, Marcato C, Todisco M. Bone-to-implant apposition with machined and MTX microtextured implant surfaces in human sinus grafts. *Int J Periodontics Restorative Dent* 2003;23(5):427-437.

### Zimmer One-Piece Implants, Straight, with MTX Surface

#### Catalog Numbers

Implant Diameter	Abutment Emergence Profile	10mmL	11.5mmL	13mmL	16mmL
3.0mmD	3.5mmD	ZOP30S10	ZOP30S11	ZOP30S13	•
3.7mmD	4.5mmD	ZOP37S10	ZOP37S11	ZOP37S13	ZOP37S16
4.7mmD	5.5mmD	ZOP47S10	ZOP47S11	ZOP47S13	ZOP47S16



### Zimmer One-Piece Implants, 17° with MTX Surface

#### Catalog Numbers

Implant Diameter	Abutment Emergence Profile	10mmL	11.5mmL	13mmL	16mmL
3.0mmD	3.5mmD	ZOP30A10	ZOP30A11	ZOP30A13	•
3.7mmD	4.5mmD	ZOP37A10	ZOP37A11	ZOP37A13	ZOP37A16
4.7mmD	5.5mmD	ZOP47A10	ZOP47A11	ZOP47A13	ZOP47A16



### Contour Healing Caps\*

Choose caps to match the emergence profile of the *Zimmer One-Piece Implant* being restored.

#### Catalog Numbers

Emergence Profile	Straight	17°
3.5mmD	ZOCHEAL3S	ZOCHEAL3A
4.5mmD	ZOCHEAL4S	ZOCHEAL4A
5.5mmD	ZOCHEAL5S	ZOCHEAL5A



\*Call for availability.

### Contour Restorative Kits

Includes 1 Contour Impression Cap, 1 Contour Waxing Coping, 1 Contour Abutment Analog (Plastic), and 1 Contour Provisional Coping. Choose parts to match the emergence profile of the *Zimmer One-Piece Implant* being restored.


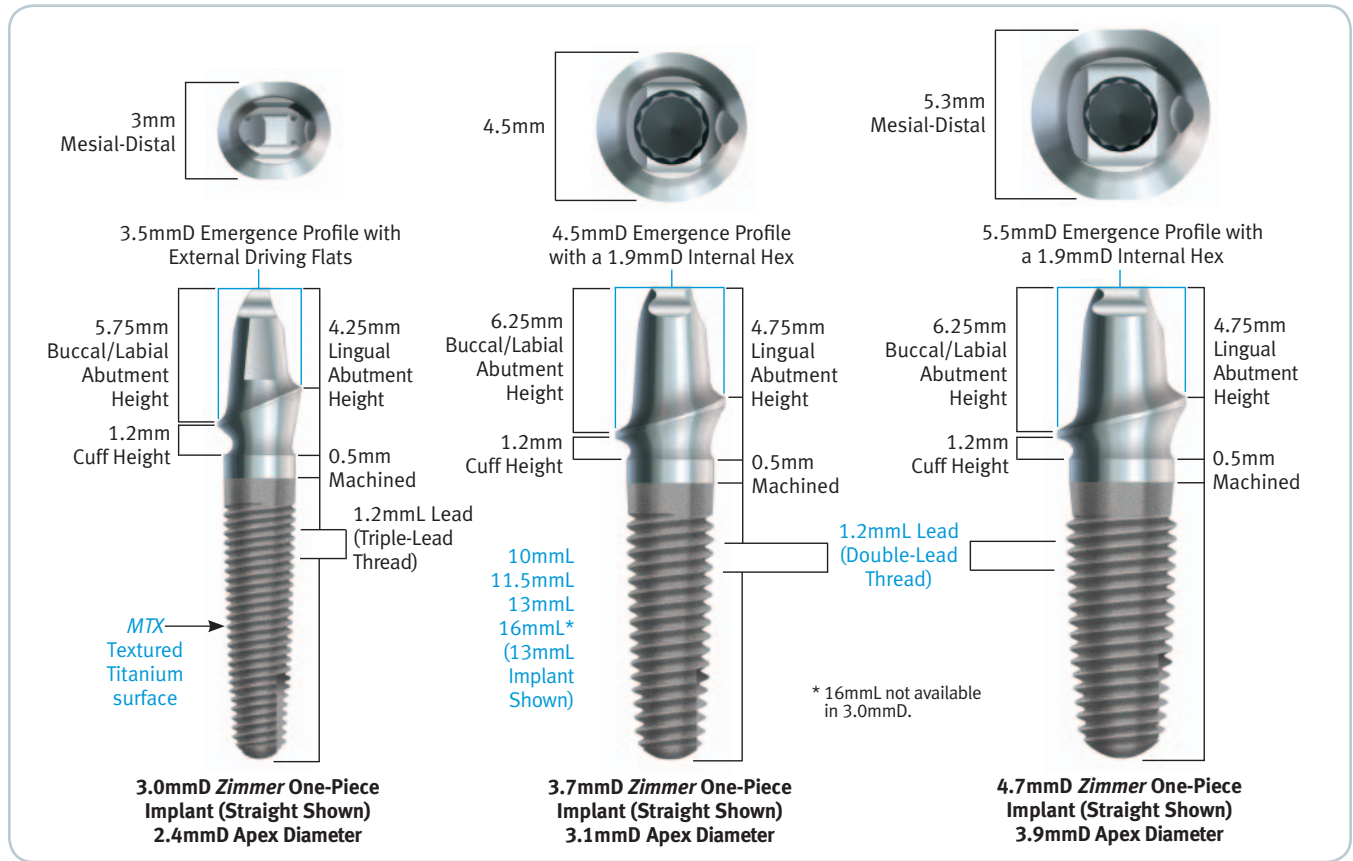
#### Catalog Numbers

Emergence Profile	Straight	17°
3.5mmD	ZORKIT3S	ZORKIT3A
4.5mmD	ZORKIT4S	ZORKIT4A
5.5mmD	ZORKIT5S	ZORKIT5A



**Note:** For a complete listing of Contour Restorative Components, please refer to page 17. Contour Caps and Copings are used for both *Hex-Lock* Contour Abutments and *Zimmer One-Piece Implants*.

Zimmer One-Piece Implants



## Prosthetic Versatility.

By streamlining the implant restorative process with a more user-friendly, versatile, and innovative family of prosthetic options, Zimmer Dental has again reinforced its commitment to offering meaningful solutions to clinicians. An extensive range of easy-to-use choices are available for your restorative needs, including components for:

- Cement-Retained Restorations
- Screw-Retained Restorations
- Custom Restorations
- Overdenture Restorations
- Tissue Healing
- Impression Transfer
- Provisional Restorations

## HOW IT FITS TOGETHER IS WHAT SETS IT APART.

Zimmer's proprietary friction-fit internal hex connection is a unique combination of designs that has been shown to reduce stress on crestal bone and resist abutment screw loosening, thus creating favorable conditions for bone level maintenance.<sup>1-3</sup>

### Platform Plus Technology

Zimmer's *Tapered Screw-Vent* Implant System features the exclusive *Platform Plus* Technology that creates highly favorable conditions for long-term crestal bone maintenance:


- Lead-in Bevel – Designed to reduce horizontal stresses better than flat “butt-joint” connections<sup>1-3</sup>
- Friction-Fit Connection – Virtually eliminates abutment micromovement associated with screw loosening<sup>1</sup>
- 1.5mm Deep Internal Hex – Shields the abutment retention screw from excess loading<sup>1</sup>

**One-degree taper** forms a friction-fit connection with the implant to **virtually eliminate micromovement**<sup>1</sup>




**Lead-in bevel** designed to reduce horizontal stresses on crestal bone<sup>1-3</sup>

**1.5mm deep internal hex** shields the retention screw from excess loading<sup>1</sup>



*Intimate contact between Zimmer's mated implant and abutment bevels.*



*Virtual cold weld that forms between Zimmer's internal hex implant and friction-fit abutment system.<sup>1</sup>*

1. Binon PP. The evolution and evaluation of two interference-fit implant interfaces. *Postgraduate Dent.* 1996;3:3-13.

2. Chun HJ, Shin HS, Han CH, Lee SH. Influence of implant abutment type on stress distribution in bone under various loading conditions using finite element analysis. *Int J Oral Maxillofac Implants.* 2006;21:105-202.

3. Mihalko WM, May TC, Kay JF, Krause WR. Finite element analysis of interface geometry effects on the crestal bone surrounding a dental implant. *Implant Dent.* 1992;1:212-217.

### Healing Collar Selection Guidelines

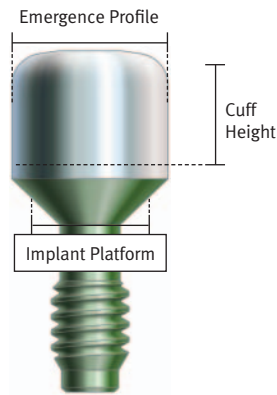
**Selecting a Healing Collar:**

- Determine the size of the implant platform
- Select the emergence profile that best suits the site being restored. The profile should match the transfer and abutment to be used
- Select the cuff height so that the top of the component protrudes slightly above the surrounding tissue. The options are 3mm, 5mm or 7mm

- HC3 = 3.5mmD (Implant Platform) Healing Collar
- HC4 = 4.5mmD (Implant Platform) Healing Collar
- HC5 = 5.7mmD (Implant Platform) Healing Collar

Example:

- HC343 = 3.5mmD (Implant Platform) Healing Collar  
4.5mmD Emergence Profile, 3mm Cuff Height  
(second digit equals profile, third digit equals height)



### Healing Collars

Catalog Numbers					
Implant Platform	Emergence Profile	Cuff Height			
		3mm	5mm	7mm	
● 3.5mmD	3.5mmD (No Flare)	HC333	HC335	•	
● 3.5mmD	4.5mmD	HC343	HC345	HC347	
● 3.5mmD	5.5mmD	HC353	HC355	•	
● 4.5mmD	4.5mmD (No Flare)	HC443	HC445	•	
● 4.5mmD	5.5mmD	HC453	HC455	HC457	
● 4.5mmD	6.5mmD	HC463	HC465	•	
● 5.7mmD	6.5mmD	HC563	HC565	•	

**Note:** Call for availability.

Figure A

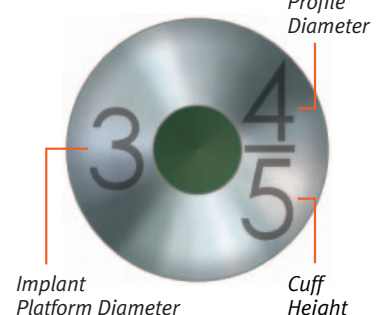


3.5mmD Platform

4.5mmD Platform

5.7mmD Platform

Figure B



The Healing Collars are anodized with color-coding on the lower portion to indicate the implant platform diameter [Fig. A]. The top surface of the Healing Collar is etched with three numbers [Fig. B] to reference implant platform diameter (left), emergence profile diameter (top right) and cuff height (lower right). The numbers for implant platform and emergence profile show only the initial digit of the related measurement. See chart above for full measurements.



# Multi-Purpose Fixture Mount/Transfer

Tapered Screw-Vent and Screw-Vent® Implants are packaged with a multi-functional Fixture Mount/Transfer.



### Place the Implant

The Fixture Mount is used as a means to deliver the implant to the surgical site and provides convenient color-coded identification that matches the implant analogs.

<span style="color: green;">●</span> Green	3.5mmD Platform
<span style="color: purple;">●</span> Purple	4.5mmD Platform
<span style="color: yellow;">●</span> Yellow	5.7mmD Platform

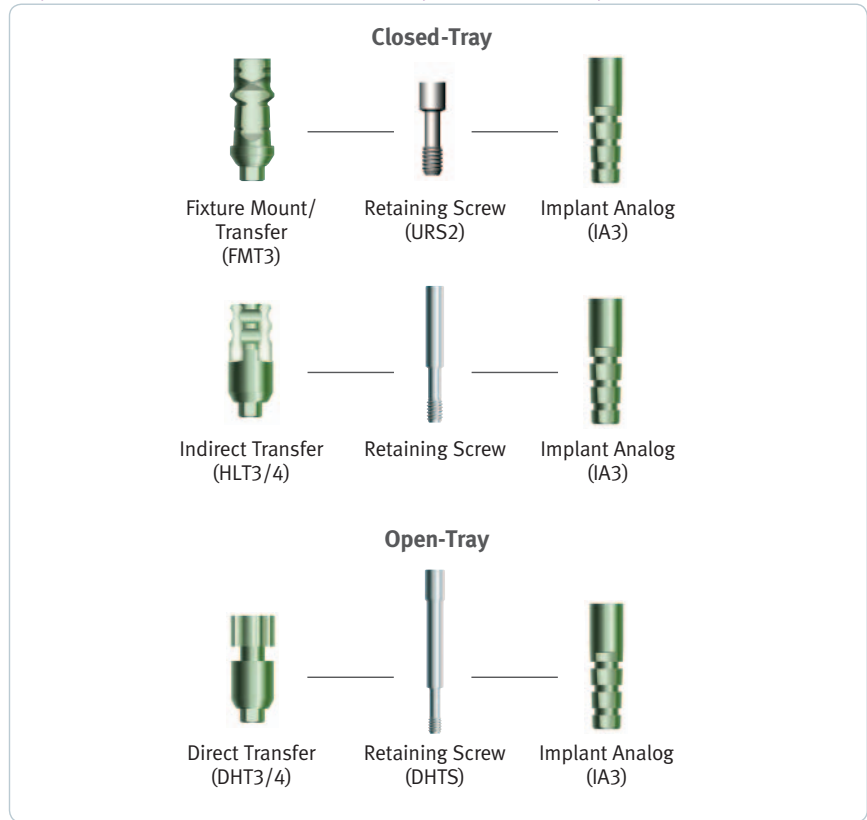
### Implant-Level Transfer

The Fixture Mount then functions as a transfer that is conveniently pre-attached to the implant. Surgeons can take an immediate index or impression to complete the transfer, or restoring doctors can use it after the healing period.

### Preparable Temporary Abutment

Upon complete manufacture of the implant model, the Fixture Mount may also be prepared and function as a temporary abutment for use while the final restoration is being fabricated.

## Impression-Taking Flow Chart, Implant-Level Impression



**Note:** Part numbers shown in flow chart are an example for a 3.5mmD case with a 4.5mmD emergence profile. Refer to product listings for additional part numbers. The Fixture Mount/Transfer packaged with the implant may also be used for impression-taking.

### Fixture Mount/Transfers

Includes a Retaining Screw (URS2). Can be used as a preparable temporary abutment.

Catalog Numbers			
Implant Platform	Emergence Profile	Catalog No.	
<span style="color: green;">●</span> 3.5mmD	4.5mmD	FMT3	
<span style="color: purple;">●</span> 4.5mmD	5.5mmD	FMT4	
<span style="color: yellow;">●</span> 5.7mmD	6.5mmD	FMT5	
Replacement Retaining Screw		•	URS2

### Indirect Transfers (Closed-Tray Procedure)

Color-coded by implant platform. Includes a Retaining Screw.

Catalog Numbers					
Implant Platform	Emergence Profile				
	3.5mmD	4.5mmD	5.5mmD	6.5mmD	
<span style="color: green;">●</span> 3.5mmD	HLT3/3	HLT3/4	HLT3/5	•	
<span style="color: purple;">●</span> 4.5mmD	•	HLT4/4	HLT4/5	HLT4/6	
<span style="color: yellow;">●</span> 5.7mmD	•	•	•	HLT5/6	
3mm Extension Screw for Indirect Transfer		HLTE	HLTE	HLTE	HLTE
Replacement Retaining Screw		HLTS2	HLTS2	HLTS2	HLTS2

**Direct Transfers (Open-Tray Procedure)** Color-coded by implant platform. Includes a Retaining Screw (DHTS).

Catalog Numbers				
Implant Platform	Emergence Profile			
	3.5mmD	4.5mmD	5.5mmD	6.5mmD
3.5mmD	DHT3/3	DHT3/4	DHT3/5	•
4.5mmD	•	DHT4/4	DHT4/5	DHT4/6
Replacement Retaining Screw	DHTS	DHTS	DHTS	DHTS

**Note:** Direct Transfers for open-tray procedures are not available for 6.0mmD implants with 5.7mmD platforms (please see **Indirect Transfers** on previous page).

**Implant Analogs, Titanium** Color-coded by implant platform.

Catalog Numbers	
Implant Platform	Catalog No.
3.5mmD	IA3
4.5mmD	IA4
5.7mmD	IA5

**Components for Provisional Restorations**
**Zimmer Plastic Temporary Abutments, Straight and Angled, 17°**

Includes Retaining Screw (PTSC) and Processing Screw (DHTS2).

Catalog Numbers				
Implant Platform	Emergence Profile	Cuff Height		
		1mm	4mm	
3.5mmD	4.5mmD	PT341S	PT344S	
4.5mmD	5.5mmD	PT451S	PT454S	
5.7mmD	6.5mmD	PT561S	PT564S	
3.5mmD	4.5mmD	PT341A	PT344A	
4.5mmD	5.5mmD	PT451A	PT454A	
Replacement Retaining Screw, Long		DHTS2	DHTS2	
Replacement Retaining Screw, Short		PTSC	PTSC	

**Fixture Mount/Transfers** Includes a Retaining Screw (URS2). Can be used as a preparable temporary abutment.

Catalog Numbers			
Implant Platform	Emergence Profile	Catalog No.	
3.5mmD	4.5mmD	FMT3	
4.5mmD	5.5mmD	FMT4	
5.7mmD	6.5mmD	FMT5	
Replacement Retaining Screw		•	URS2

## Strong. Beautiful. Simple.

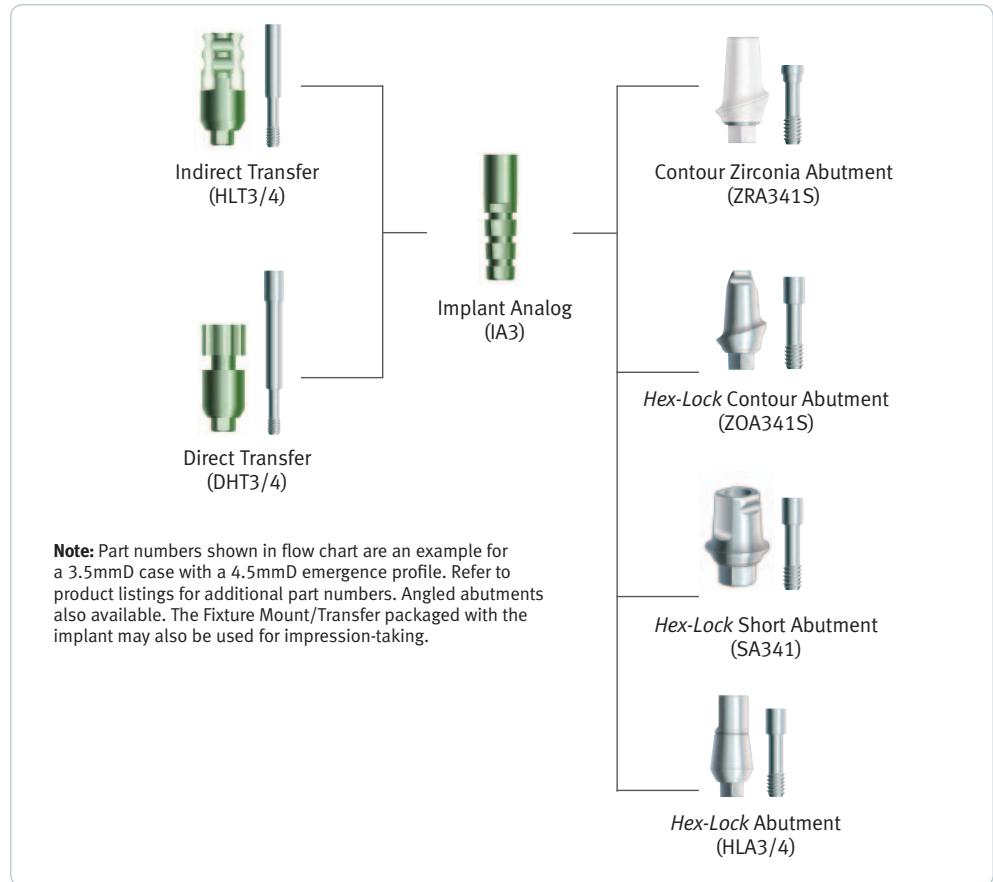
Easily attain beautiful esthetics with *Zimmer*® Contour Zirconia Abutments, which feature a pre-defined offset margin that is lower on the buccal aspect and higher on the lingual aspect to reduce or eliminate the need for preparations.

*Zimmer* Contour Zirconia Abutments feature:

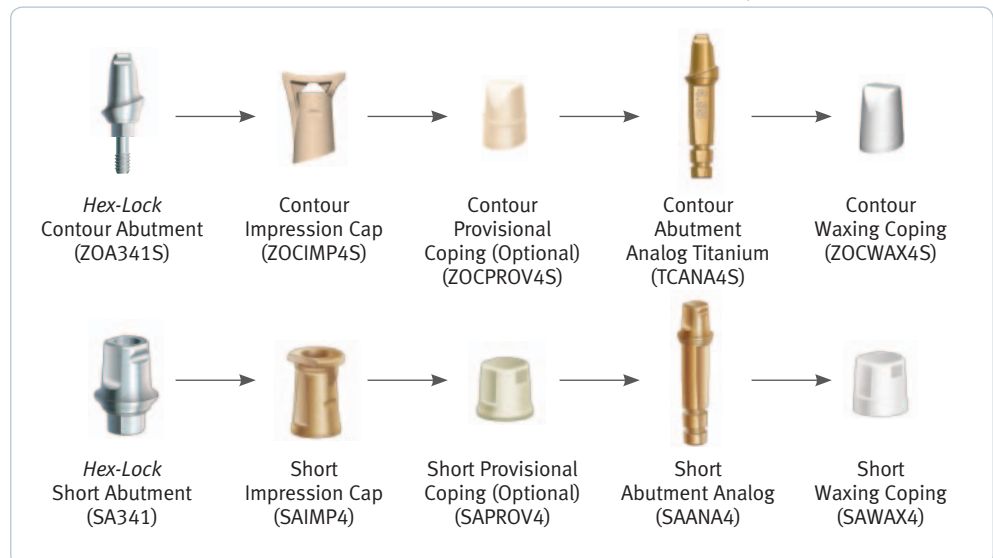
- Strong zirconia material for a natural-looking, esthetic solution
- Pre-defined margins to minimize preparation time
- A titanium interface ring that provides a titanium-to-titanium connection for a precise fit between the implant and the abutment<sup>1</sup>
- Abutment collars that are contoured below the margin, allowing space for soft tissue
- Straight and angled abutment options



### Cement-Retained Restoration Flow Chart, Implant-Level Impression



### Cement-Retained Restoration Flowchart, Abutment-Level Impression

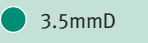



**Note:** Part numbers shown in flow chart are an example for a 3.5mmD abutment with a 4.5mmD emergence profile. Refer to product listings for additional part numbers. Choose contour caps and copings to match the emergence profile of the *Hex-Lock* Contour Abutment or *Zimmer* One-Piece Implant being restored. Contour Abutment Analogs also available in plastic.

1. Joo W. *Zimmer*® Contour Ceramic Abutments. Precision-engineered for strength, esthetics & clinical versatility. *Dental Inc.* 2008;2:34-38.

### Zimmer Contour Zirconia Abutments, Straight

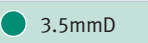
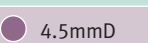
Includes a Retaining Screw (AH20S).

Catalog Numbers				
Implant Platform	Emergence Profile	Cuff Height		
		1mm	2mm	2mm
 3.5mmD	4.5mmD	ZRA341S	ZRA342S	ZRA342S
 4.5mmD	5.5mmD	ZRA451S	ZRA452S	ZRA452S
Replacement Retaining Screw		AH20S	AH20S	AH20S



### Zimmer Contour Zirconia Abutments, 17°


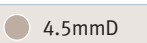

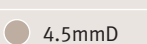




Includes a Retaining Screw (AH20S).

Catalog Numbers				
Implant Platform	Emergence Profile	Cuff Height		
		1mm	2mm	2mm
 3.5mmD	5.0mmD	ZRA351A	ZRA352A	ZRA352A
 4.5mmD	6.0mmD	ZRA461A	ZRA462A	ZRA462A
Replacement Retaining Screw		AH20S	AH20S	AH20S



### Hex-Lock Contour Abutments, Straight


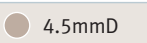

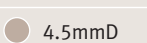

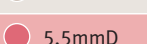


Includes a Retaining Screw (MHLAS).

Catalog Numbers					
Implant Platform	Emergence Profile	1mm	Cuff Height		
			2mm	3mm	3mm
 3.5mmD	 4.5mmD	ZOA341S	ZOA342S	ZOA343S	ZOA343S
 4.5mmD	 4.5mmD	ZOA441S	ZOA442S	ZOA443S	ZOA443S
 4.5mmD	 5.5mmD	ZOA451S	ZOA452S	ZOA453S	ZOA453S
 5.7mmD	 6.5mmD	ZOA561S	ZOA562S	ZOA563S	ZOA563S
Replacement Retaining Screw		MHLAS	MHLAS	MHLAS	MHLAS



### Hex-Lock Contour Abutments, 17°

Includes a Retaining Screw (AH20S).

Catalog Numbers				
Implant Platform	Emergence Profile	Cuff Height		
		1mm	2mm	2mm
 3.5mmD	 4.5mmD	ZOA341A	ZOA342A	ZOA342A
 4.5mmD	 4.5mmD	ZOA441A	ZOA442A	ZOA442A
 4.5mmD	 5.5mmD	ZOA451A	ZOA452A	ZOA452A
 5.7mmD	 6.5mmD	ZOA561A	ZOA562A	ZOA562A
Replacement Retaining Screw		AH20S	AH20S	AH20S



## Hex-Lock Contour Abutments



*Hex-Lock* Contour Abutments are designed to save time and simplify the restorative process. The abutments feature reduced facial margins that mimic the profile of soft tissue<sup>1</sup>, allowing for an esthetic result. *Hex-Lock* Contour Abutments are available in a variety of cuff heights and emergence profiles and can be used in both one and two-stage surgical protocols. The abutments feature Zimmer Dental's proprietary internal hex with friction-fit connection. When fully seated, this connection virtually eliminates micromovement<sup>2</sup>, the leading cause of screw loosening.

A full complement of contour components aide in the restoration of *Hex-Lock* Contour Abutments. These components are also used to restore *Zimmer* One-Piece Implants.







- Color-coded, snap-on Contour Impression Caps allow for simple abutment-level impressions
- Contour Provisional Copings help in creating a provisional crown to shape gingival tissue while the final restoration is being fabricated
- Contour Abutment Analogs and Contour Waxing Copings assist the laboratory in fabrication of the final restoration
- Contour Impression Caps, Abutment Analogs, Provisional and Waxing Copings are available in a restorative kit or individually
- Contour Abutment Try-ins can be used in the laboratory or in the clinician's office

1. Muller HP, Eger T. Masticatory mucosa and periodontal phenotype: a review. *Int J Periodontics Restorative Dent.* 2002;22:172-183.

2. Binon PP. The evolution and evaluation of two interference-fit implant interfaces. *Postgraduate Dent.*1996;3:3-13.

### Contour Abutment Try-ins and Try-in Kit





#### Catalog Numbers

Implant Platform	Emergence Profile	Description	Cat No.
 3.5mmD	 4.5mmD	Set of 5: Various Angles, Cuff Heights	ZOAT34
 4.5mmD	 5.5mmD	Set of 5: Various Angles, Cuff Heights	ZOAT45
 5.7mmD	 6.5mmD	Set of 5: Various Angles, Cuff Heights	ZOAT56
All	All	3 Sets of 5: All Sizes	ZOATKIT



### Contour Healing Caps\*

#### Catalog Numbers





Emergence Profile	Straight	17°
 3.5mmD	ZOCHEAL3S	ZOCHEAL3A
 4.5mmD	ZOCHEAL4S	ZOCHEAL4A
 5.5mmD	ZOCHEAL5S	ZOCHEAL5A
 6.5mmD	ZOCHEAL6S	ZOCHEAL6A



\* Call for availability.

**Contour Restorative Kits** Includes 1 Contour Impression Cap, 1 Contour Waxing Coping, 1 Contour Abutment Analog (plastic), 1 Contour Provisional Coping. Choose parts to match the emergence profile of the *Hex-Lock* Contour Abutment or *Zimmer* One-Piece Implant being restored.





#### Catalog Numbers

Emergence Profile	Straight	17°
 3.5mmD	ZORKIT3S	ZORKIT3A
 4.5mmD	ZORKIT4S	ZORKIT4A
 5.5mmD	ZORKIT5S	ZORKIT5A
 6.5mmD	ZORKIT6S	ZORKIT6A



### Contour Provisional Copings





#### Catalog Numbers

Emergence Profile	Straight	17°
 3.5mmD	ZOCPROV3S	ZOCPROV3A
 4.5mmD	ZOCPROV4S	ZOCPROV4A
 5.5mmD	ZOCPROV5S	ZOCPROV5A
 6.5mmD	ZOCPROV6S	ZOCPROV6A




### Contour Impression Caps

#### Catalog Numbers


Emergence Profile	Straight	17°
 3.5mmD	ZOCIMP3S	ZOCIMP3A
 4.5mmD	ZOCIMP4S	ZOCIMP4A
 5.5mmD	ZOCIMP5S	ZOCIMP5A
 6.5mmD	ZOCIMP6S	ZOCIMP6A




### Contour Abutment Analogs, Titanium

Catalog Numbers			
	Emergence Profile	Catalog Numbers	
		Straight	Angled
	3.5mmD	TCANA3S	TCANA3A
	4.5mmD	TCANA4S	TCANA4A
	5.5mmD	TCANA5S	TCANA5A
	6.5mmD	TCANA6S	TCANA6A

### Contour Abutment Analogs, Plastic


Catalog Numbers			
	Emergence Profile	Catalog Numbers	
		Straight	17°
	3.5mmD	ZOANA3S	ZOANA3A
	4.5mmD	ZOANA4S	ZOANA4A
	5.5mmD	ZOANA5S	ZOANA5A
	6.5mmD	ZOANA6S	ZOANA6A

### Contour Waxing Copings

Catalog Numbers			
	Emergence Profile	Catalog Numbers	
		Straight	17°
	3.5mmD	ZOCWAX3S	ZOCWAX3A
	4.5mmD	ZOCWAX4S	ZOCWAX4A
	5.5mmD	ZOCWAX5S	ZOCWAX5A
	6.5mmD	ZOCWAX6S	ZOCWAX6A

### Hex-Lock Short Abutments

Includes a Retaining Screw (MHLAS).

Catalog Numbers				
	Implant Platform	Emergence Profile	Cuff Height	
			1mm	2mm
	3.5mmD	4.5mmD	SA341	SA342
	4.5mmD	5.5mmD	SA451	SA452
	5.7mmD	6.5mmD	SA561	SA562
	Replacement Retaining Screw		MHLAS	MHLAS

### Short Healing Caps

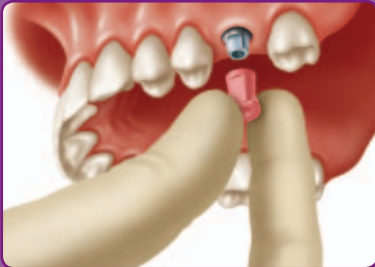
Catalog Numbers		
	Emergence Profile	Catalog No.
5.5mmD	SAHEAL5	
6.5mmD	SAHEAL6	

## Hex-Lock Short Abutment and Restorative System



### Posterior restorations made simple, immediate and convenient

Posterior restorations present many challenges for both clinicians and labs. Limited interocclusal space in which to work, reduced visibility and of course, time-consuming prep work.






Designed to simplify the entire posterior restoration process, the Short Abutment System is both effective and easy to use. With its short cone eight, predetermined margins and off-the-shelf convenience, chair and preparation times can be significantly reduced. The restorative protocol is the same as the popular *Hex-Lock* Contour Abutment line, utilizing snap-on impression caps for easy impression-taking and prefabricated copings for provisionization and the fabrication of the final restoration.

### Short Restorative Kits




Includes 1 Short Impression Cap, 1 Short Waxing Coping, 1 Short Abutment Analog, 1 Short Provisional Coping. Choose parts to match the emergence profile of the *Hex-Lock* Short Abutment being restored.

#### Catalog Numbers

Emergence Profile	Catalog No.
 4.5mmD	SAKIT4
 5.5mmD	SAKIT5
 6.5mmD	SAKIT6




### Short Provisional Copings

#### Catalog Numbers

Emergence Profile	Catalog No.
 4.5mmD	SAPROV4
 5.5mmD	SAPROV5
 6.5mmD	SAPROV6




### Short Impression Caps

#### Catalog Numbers

Emergence Profile	Catalog No.
 4.5mmD	SAIMP4
 5.5mmD	SAIMP5
 6.5mmD	SAIMP6




### Short Abutment Analogs, Titanium

#### Catalog Numbers

Emergence Profile	Catalog No.
 4.5mmD	SAANA4
 5.5mmD	SAANA5
 6.5mmD	SAANA6

### Short Waxing Copings

#### Catalog Numbers

Emergence Profile	Catalog No.
 4.5mmD	SAWAX4
 5.5mmD	SAWAX5
 6.5mmD	SAWAX6

### Hex-Lock Abutment Selection and Preparation Guidelines

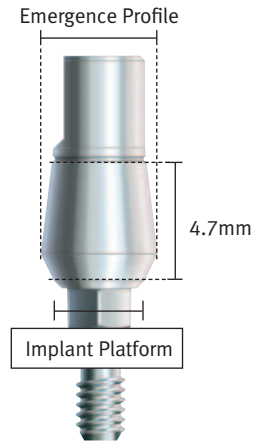
**Selecting a Hex-Lock Abutment:**

- Determine the size of implant platform.
- Select the emergence profile that best suits the site being restored. The profile should match the Healing Collar and Transfer used.

- HLA3 = 3.5mmD (Implant Platform) Hex-Lock Abutment
- HLA4 = 4.5mmD (Implant Platform) Hex-Lock Abutment
- HLA5 = 5.7mmD (Implant Platform) Hex-Lock Abutment
- /3 = 3.5mmD Wide Emergence Profile
- /4 = 4.5mmD Wide Emergence Profile
- /5 = 5.5mmD Wide Emergence Profile
- /6 = 6.5mmD Wide Emergence Profile

**Preparation guidelines:**

The abutments have one score line placed 4.7mm above the top of the implant. When using the MHLAS Screw (included with the abutment), the maximum preparation on the abutment is 1mm below this line. If using the taller HLTS2 Screw (sold separately), do not prepare below the score line in order to preserve adequate hex engagement with the screw.



### Hex-Lock Abutments

Includes a Retaining Screw (MHLAS).

Catalog Numbers		3.5mmD	Emergence Profile 4.5mmD	5.5mmD	6.5mmD
	3.5mmD	HLA3/3	HLA3/4	HLA3/5	•
	4.5mmD	•	HLA4/4	HLA4/5	HLA4/6
	5.7mmD	•	•	•	HLA5/6
	Replacement Retaining Screw, Short	MHLAS	MHLAS	MHLAS	MHLAS
	Replacement Retaining Screw, Long	HLTS2	HLTS2	HLTS2	HLTS2

### Angled Abutments, 20° for 6 Positions

Two-piece abutment for 6 positions. Includes a Retaining Screw (AH20S).

Catalog Numbers		Emergence Profile	Catalog No.
	3.5mmD for 6 Positions	4.5mmD	AH20/4
	4.5mmD for 6 Positions	5.5mmD	AH20W/5
	5.7mmD for 6 Positions	6.5mmD	A5H20/6
	Replacement Retaining Screw	•	AH20S

### Angled Abutments, 20° for 24 Positions

Three-piece abutment for 24 positions. Includes a Retaining Screw (AH20S).

Catalog Numbers		Emergence Profile	Catalog No.
	3.5mmD for 24 Positions	4.5mmD	AH20
	4.5mmD for 24 Positions	5.5mmD	AH20W
	5.7mmD for 24 Positions	6.5mmD	A5H20
	Replacement Retaining Screw	•	AH20S



# Zimmer® Angled Tapered Abutments

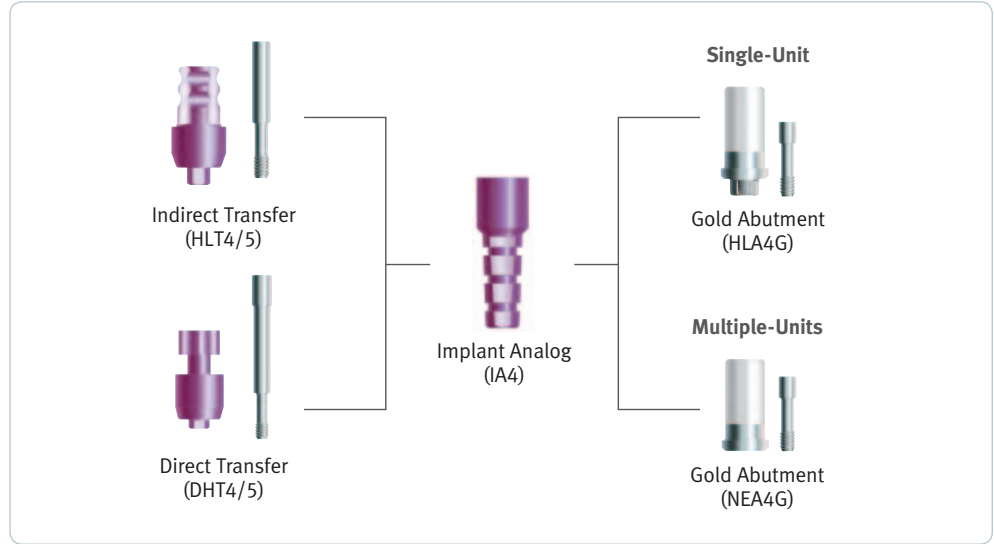


The Angled Tapered Abutment gives you the ability to use surgical protocols that place implants off-axis. This allows you to maximize use of available bone, avoid the alveolar nerve and sinus and minimize the cantilevers for the prosthesis.

Angled Tapered Abutments are available in 15 and 30 degree options in multiple cuff heights. The Angled Tapered Abutment shares the same restorative platform as the Tapered Abutments so there's no need to learn new restorative techniques.





## Custom Restoration Flow Chart



**Note:** Part numbers shown in flow chart are an example for a 4.5mmD case with a 5.5mmD emergence profile. Refer to product listings for additional part numbers.



### “Cast-To” Gold Abutments, Engaging

Includes Retaining Screw (MHLAS).

Catalog Numbers	
Implant Platform	Catalog No.
 3.5mmD	HLA3G
 4.5mmD	HLA4G
 5.7mmD	HLA5G
Replacement Retaining Screw	MHLAS
	Waxing Screw for “Cast-To” Abutments
	MTWSD


### “Cast-To” Gold Abutments, Non-Engaging

Includes Retaining Screw (MHLAS).

Catalog Numbers	
Implant Platform	Catalog No.
 3.5mmD	NEA3G
 4.5mmD	NEA4G
Replacement Retaining Screw	MHLAS

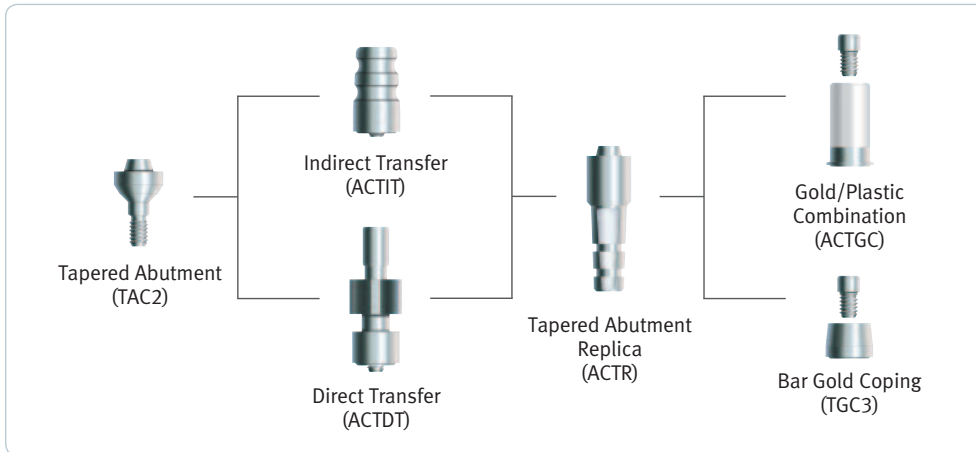
### Zimmer Patient Specific Abutments

Available in titanium and zirconia.

Catalog Numbers	
	Computer-aided design and custom-milled precision. Please contact a Zimmer Dental representative for additional information.

**Note:** Patient Specific Abutments are only available in the select markets.

### Screw-Retained Restoration Flow Chart



**Note:** Part numbers shown in flow chart are an example for a 3.5mmD case with a 2mm collar height. Refer to product listings for additional part numbers. When completing the restoration, Plastic Copings (ACTP) and Titanium Copings (ACTT and TTC5) are also available.

### Tapered Abutments

Tapered Abutments are for multiple-unit, screw-retained restorations. Abutments do not engage internal hex connection. Not for use in single-unit. Includes a Healing Cap (TATHC).

Catalog Numbers					
Implant Platform	Cuff Height				
	0.75mm	2mm	3mm	4mm	5mm
3.5mmD	TAC1	TAC2	TAC3	TAC4	TAC5
4.5mmD	TACW1	TACW2	TACW3	TACW4	TACW5
5.7mmD	TA5C1	TA5C2	TA5C3	TA5C4	•

### Angled Tapered Abutment, 15°

Angled Tapered Abutments are for multiple-unit, screw-retained restorations. Abutment retaining screw is preassembled in the abutment. Each abutment includes an abutment delivery tool.

Catalog Numbers			
Implant Platform	Cuff Height		3mm/4mm
	1mm/2mm	2mm/3mm	
3.5mmD	15AT312	15AT323	15AT334
4.5mmD	15AT412	15AT423	15AT434

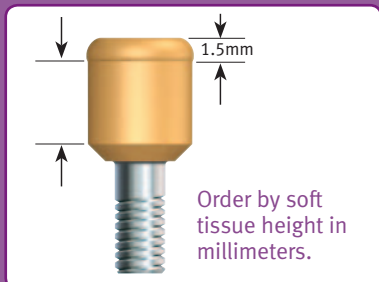
### Angled Tapered Abutment, 30°

Angled Tapered Abutments are for multiple-unit, screw-retained restorations. Abutment retaining screw is preassembled in the abutment. Each abutment includes an abutment delivery tool.

Catalog Numbers			
Implant Platform	Cuff Height		4mm/6mm
	2mm/4mm	3mm/5mm	
3.5mmD	30AT324	30AT335	30AT346
4.5mmD	30AT424	30AT435	30AT446

## Overdenture Attachments

*Locator*® Attachments are available for the *Tapered Screw-Vent* Dental Implant System.



The *Locator* Overdenture Attachment is the ideal solution for overdenture restorations.

- **Low Profile.** A low vertical height makes the *Locator* Overdenture Attachment an effective option for treatment of a wider range of patients
- **Easy for Patients.** Self-locating attachment gives patients the ability to easily position and place their overdentures
- **Predictable.** Dual-retention and tremendous durability ensure long-lasting stability and performance<sup>1</sup>
- **Versatile.** A variety of options for retention and angulation correction lets you tailor the case to fit the needs of the patient


To select the proper abutment, measure the tissue from the top of the implant to the top of the soft tissue. Take measurements buccal, lingual, mesial and distal and use the tallest measurement. Select the abutment cuff height which matches the tallest tissue measurement. Round up to the next cuff height if necessary. The abutment will protrude 1.5mm above the tissue in order to allow engagement of the metal housing.

1. Data on file with Zest Anchors, LLC.

### Tapered Abutment Healing Cap

Healing Cap threads onto the Tapered Abutment and Angled Tapered Abutment.




#### Catalog Numbers

Description	Catalog No.
 Tapered Abutment Titanium Healing Cap	TATHC

### Tapered Abutment Transfer Components

Transfers thread onto the Tapered Abutment and Angled Tapered Abutments for impression-taking. This method transfers the abutment position.










#### Catalog Numbers

Description	Catalog No.
 Tapered Abutment Direct Transfer (Open-Tray) Includes Transfer Screw (SCDTS)	ACTDT
 Tapered Abutment Indirect Transfer (Closed-Tray)	ACTIT
 Tapered Abutment Replica	ACTR

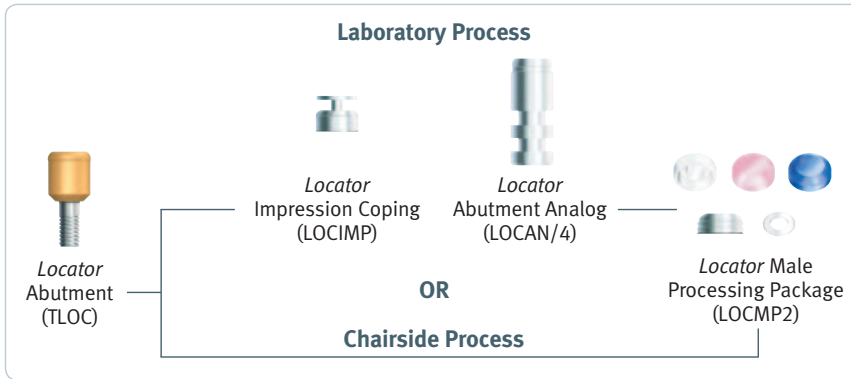
### Tapered Abutment Copings, Sheaths and Bar Systems

The copings listed below fit over the Tapered Abutment and Angled Tapered Abutment and are secured with a Coping Screw.




#### Catalog Numbers

Description	Height/ Length	Catalog No.
 Tapered Abutment Gold Coping Includes Screw (SCTS)	•	ACTGC
 Titanium Temporary Coping Includes Screw (SCTS)	9.5mm	ACTT
 Plastic Castable Coping Includes Screw (SCTS)	5mm	ACTP
 Bar Gold Coping – Includes Screw (SCTS)	3mm	TGC3
 Bar Gold Coping, Long – Includes Screw (SCTS)	5mm	TGC5
 Titanium Bar Coping Includes Screw (SCTS)	5mm	TTC5
 Replacement Screw for Copings	•	SCTS
 Tapered Abutment Waxing Screw	12mm	SCWS
 Reamer for Tapered Abutment Copings	•	PR








### Locator® Overdenture Restoration Flowchart



### Locator Abutments for Tapered Screw-Vent and Screw-Vent Implants

Catalog Numbers								
Implant Platform	Cuff Height							
	0mm	1mm	2mm	3mm	4mm	5mm	6mm	
 3.5mmD	TLOC3/0	TLOC3/1	TLOC3/2 (2.5mm)	TLOC3/3 (3.5mm)	TLOC3/4 (4.5mm)	TLOC3/5 (5.5mm)	TLOC3/6 (6.5mm)	
 4.5mmD	TLOC4/0	TLOC4/1	TLOC4/2	TLOC4/3	TLOC4/4	TLOC4/5	TLOC4/6	
 5.7mmD	•	TLOC5/1	TLOC5/2	TLOC5/3	TLOC5/4	•	•	

### Locator Attachment Components

Catalog Numbers		
Description	Qty.	Catalog No.
 Locator Abutment Holder Sleeve (used with Core Tool to deliver the abutment)	4	LOCAH4
 Locator Abutment Holder Sleeve	20	LOCAH20
 Male Processing Package, Includes 2 Each of Metal Housings with Black Processing Males, Block-Out Spacers, Clear, Pink and Blue Replacement Males	2 Ea.	LOCMP2
 Male Processing Package, Includes 10 Each of Parts Listed Above	10 Ea.	LOCMP10
 Extended Range Male Processing Package, Includes 2 Each of Metal Housings with Black Processing Males, Block-Out Spacers, Green, Orange and Red Replacement Males	2 Ea.	LOCMPX2
 Extended Range Male Processing Package, Includes 10 Each of Parts Listed Above	10 Ea.	LOCMPX10
 Paralleling Post	4	LOCPP

## Locator® Bar Attachments






The *Locator* Bar Attachment system is available for use when splinting of implants is desired to increase the stability of a bar. The system encompasses the same features as the proprietary *Locator* Implant Abutments:

- Proprietary pivoting technology provides resilient connection without loss of retention
- Self-aligning design allows the patient the ability to easily position and place their bar overdenture.
- Dual retention for long-lasting durability and performance
- Low attachment profile for limited interocclusal space






The *Locator* Bar Attachment System provides three options for the fabrication of a resilient attachment on an implant-retained cast alloy or milled titanium bar: a Drill and Tap System, a Laser Welding System, and a “Cast-To” Option.








### Locator Attachment Components (continued)

Catalog Numbers			
	Description	Qty.	Catalog No.
	Replacement Male, 5 lbs. (Clear)	4	LOCRMW
	Replacement Male, Light Retention, 3 lbs. (Pink)	4	LOCRMP
	Replacement Male, Extra Light Retention, 1.5 lbs. (Blue)	4	LOCRMB
	Extended Range Replacement Male, 4 lbs. (Green)	4	LOCRMG
	Extended Range Replacement Male, 2 lbs. (Orange)	4	LOCRMO
	Extended Range Replacement Male, Light Retention, 1 lb. (Red)	4	LOCRMRR
	Non-Retentive Replacement Male, Zero Retention, (Gray)	4	LOCRMGY


### Locator Abutment Transfer Components

Catalog Numbers			
	Description	Qty.	Catalog No.
	Impression Coping, Includes Black Processing Male	4	LOCIMP
	Female Analog, 4.0mmD	4	LOCAN/4
	<i>Locator</i> Processing Spacer (used to create space in the denture for chairside pick-up)	4	LOCPS4


### Locator Tools

Catalog Numbers			
	Description	Qty.	Catalog No.
	<i>Locator</i> Core Tool	1	LOCCT2
	<i>Locator</i> Abutment Holder Sleeve (used with Core Tool to deliver the abutment)	4	LOCAH4
	<i>Locator</i> Abutment Holder Sleeve	20	LOCAH20
	<i>Locator</i> Core Tool Replacement Tip (fits LOCCT2)	1	LOCCTR
	Torque Wrench, Restorative (adjustable torque range 10 Ncm – 35 Ncm)	1	TWR
	<i>Locator</i> Torque Wrench Insert Driver, Short, 15mmL	1	LOCTW15
	<i>Locator</i> Torque Wrench Insert Driver, Long, 21mmL	1	LOCTW21


**Locator® Bar Attachment System – Drill and Tap Components**

Catalog Numbers			
	Description	Qty.	Catalog No.
	Locator Bar Female (2mm thread)	2	LOCBF2
	Locator Yellow Bar Processing Package, Includes 2 Each of Metal Housings with Yellow Processing Males, Clear, Pink and Blue Replacement Males, and 4 Each of Block-Out Spacers	2	LOCBPP
	Locator Bar Drill and Tap Holder	1	LOCPTH
	Locator 2.0mm Castable Threaded Insert (optional)	10	LOCCTI
	Locator 2.0mm Bar Tap (2mm thread)	1	LOCBT2
	Locator 1.7mm Bar Drill (2mm thread)	1	LOCBD

**Locator Bar Attachment System – Laser Weld Components**

Catalog Numbers			
	Description	Qty.	Catalog No.
	Locator Laser Bar Female (stainless steel)	2	LOCLBF
	Locator Yellow Bar Processing Package, Includes 2 Each of Metal Housings with Yellow Processing Males, Clear, Pink and Blue Replacement Males, and 4 Each of Block-Out Spacers	2	LOCBPP
	Locator Paralleling Mandrel	1	LOCPMAND

**Locator Bar Attachment System – “Cast-To” Components**

Catalog Numbers			
	Description	Qty.	Catalog No.
	Locator “Cast-To” Bar Female	2	LOCCTB
	Locator Yellow Bar Processing Package, Includes 2 Each of Metal Housings with Yellow Processing Males, Clear, Pink and Blue Replacement Males, and 4 Each of Block-Out Spacers	2	LOCBPP
	Locator Paralleling Mandrel	1	LOCPMAND

# Zimmer Institute

Zimmer Dental is committed to providing dental professionals with the educational programs needed to **complement skill sets** and help clinicians **achieve unprecedented levels of professional satisfaction and success**. The world-class learning environment at the Zimmer Institute provides a unique opportunity for dental professionals to refine and enhance their skills. The emphasis on repetition through simulation enables participants to return home and immediately incorporate their learning experience into their own practice.

## Beyond the classroom.

Zimmer Institute transforms the traditional classroom into a **revolutionary consultative collaboration**, featuring high-definition cameras and streaming video capabilities that elevate didactic sessions to a higher level of learning. In Zimmer Institute's **Simulated Patient Training (SimLab)**, clinicians are presented with **real-life scenarios**, enabling practice of patient case exploration, case discussions and authentic supporting documentation on surgical and restorative mannequins.

For more information about course enrollment, contact a Zimmer sales representative at 1 (800) 854-7019.



**ZIMMER INSTITUTE EAST**  
Parsippany, NJ  
New York Metropolitan Area



**ZIMMER INSTITUTE WEST**  
Carlsbad, CA



**ZIMMER INSTITUTE COLOMBIA**  
Bogotá, Colombia



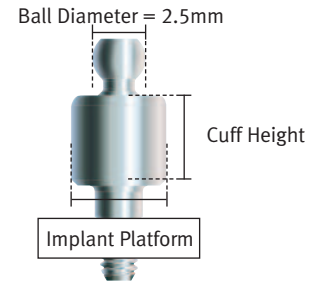
**ZIMMER INSTITUTE EUROPE**  
Winterthur, Switzerland

## Ball Abutment Selection Guidelines

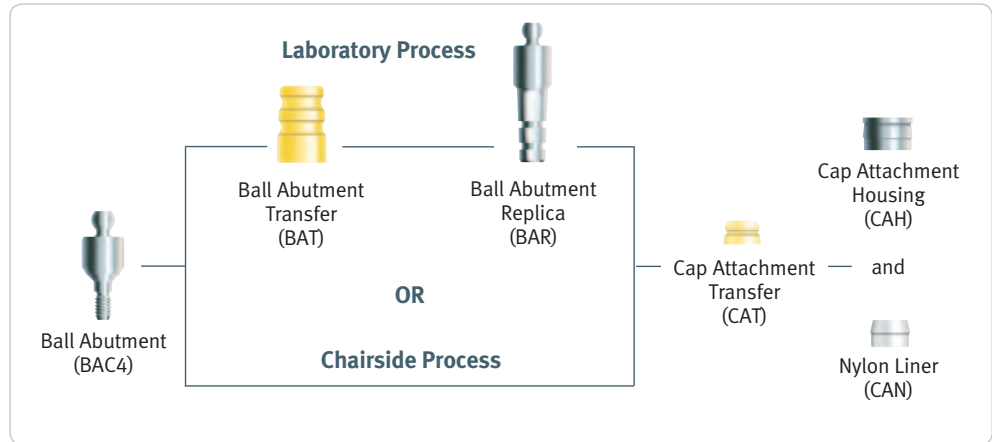
### Selecting a Ball Abutment:

- Determine the size of implant platform.
- Measure the tissue depth at its highest point from the implant platform.
- Select the cuff height of the component 1mm longer than the tissue depth so the abutment collar protrudes slightly above the surrounding tissue. The options are 2mm, 4mm and 6mm. (6mm not available for 5.7mmD platform.)

- BAC = 3.5mmD Ball Abutment
- BACW = 4.5mmD Ball Abutment
- BA5C = 5.7mmD Ball Abutment
- 2 = 2mm Cuff Height
- 4 = 4mm Cuff Height
- 6 = 6mm Cuff Height



## Overdenture Restoration Flow Chart





**Note:** Part numbers shown in flow chart are an example for a 3.5mmD case with a 4mm cuff height. Refer to product listings for additional part numbers.

## Ball Abutments









Abutments do not engage internal hex connection. Includes Cap Attachment Housing and Nylon Liner.

Catalog Numbers			
Implant Platform	2mm	Cuff Height 4mm	6mm
● 3.5mmD	BAC2	BAC4	BAC6
● 4.5mmD	BACW2	BACW4	BACW6
● 5.7mmD	BA5C2	BA5C4	•

## Ball Abutment Transfer Components

Catalog Numbers		
	Description	Catalog No.
	Ball Abutment Transfer (package of 2)	BAT
	Ball Abutment Replica	BAR

## Prosthetic Components

Catalog Numbers		
	Description	Catalog No.
	Cap Attachment System Includes 4 Nylon Liners, 2 Positioning Rings, 4 Housings and 4 Castable Ball Patterns	CAS
	Cap Attachment Instruments Includes Seating Tool, Reamer and Paralleling Tool	CAI
	Cap Attachment Housing (CAH)/ Cap Attachment Nylon Liner (CAN)	CA
	Cap Attachment Housing	CAH
	Cap Attachment Nylon Liner (Transparent)	CAN
	Cap Attachment Nylon Liner (Gray — Rigid Retention)	CAN-G
	Cap Attachment Transfer (Yellow)	CAT
	Castable Ball Pattern (2 balls per pattern)	CAB
	Micro Cap Attachment Nylon Liner	CANM



## Prosthetic Simplicity for New Restoring Clinicians

*Tapered Screw-Vent, Screw-Vent and Advent Implants provide restoring clinicians simplicity and ease of use, with a minimum investment in prosthetic tools and torque wrenches.*

Please find recommended instrumentation for new users listed below:

Catalog No.	Description
HXGR1.25	Hex Driver, Short, with GemLock® Retention
HXLGR1.25	Hex Driver, Long, with GemLock Retention
HX1.25	Hex Driver, Short
HXL1.25	Hex Driver, Long
TWR	Torque Wrench, Restorative (Adjustable Torque Range 10 Ncm – 35 Ncm)
TW1.25	Torque Wrench Hex Driver, Short
TW1.25L	Torque Wrench Hex Driver, Long
TLRT2	Removal Tool for Internal Hex Abutments
2320	Autoclavable Prosthetic Kit Tray

### Optional (Locator Overdenture Tools)

LOCTW15	Locator Torque Wrench Insert Driver, Short, 15mmL
LOCTW21	Locator Torque Wrench Insert Driver, Long, 21 mmL
LOCCT2	Locator Core Tool



HXLGR1.25  
Hex Driver, Long,  
with GemLock  
Retention


## Prosthetic Tools

Catalog Numbers		
	Description	Catalog No.
	Hex Driver, Short, with GemLock Retention (1.25mmD, 22mmL)	HXGR1.25
	Hex Driver, Long, with GemLock Retention (1.25mmD, 30mmL)	HXLGR1.25
	Hex Driver, Short, Standard (1.25mmD, 17mmL)	HX1.25
	Hex Driver, Long, Standard (1.25mmD, 22mmL)	HXL1.25
	Latch-Lock Hex Driver (Short) for Surgical and Prosthetic Screws (may require Reduction Handpiece) (1.25mmD, 23mmL)	HX1.25D
	Latch-Lock Hex-Driver (Long) for Surgical and Prosthetic Screws (may require Reduction Handpiece) (1.25mmD, 26mmL)	HXL1.25D
	Torque Wrench, Restorative (adjustable torque range 10 Ncm – 35 Ncm)	TWR
	Torque Wrench Hex Driver, Short (1.25mmD, 17mmL)	TW1.25
	Torque Wrench Hex Driver, Long (1.25mmD, 22mmL)	TW1.25L
	Locator® Torque Wrench Insert Driver, Short, 15mmL	LOCTW15
	Locator Torque Wrench Insert Driver, Long, 21mmL	LOCTW21
	Locator Core Tool	LOCCT2
	Locator Core Tool Replacement Tip (fits LOCCT)	LOCCTR
	Prosthetic Kit Tray, Autoclavable (empty)	2320
	Removal Tool for Internal Hex Implant Abutments	TLRT2
	Removal Screw for Internal Hex Implant Abutments	HLRS
	Abutment Holder (requires Implant Analog to attach abutments)	ABTH
	Reamer for Tapered Abutment Copings	PR
	Removal Tool for Abutment Screws or Fixation Screws with 1.25mmD Hex, Carbide Steel (do not autoclave)	SRT
	Octagon/Hexagon Removal Tool for 20° Abutment Internal Connection	OHRT

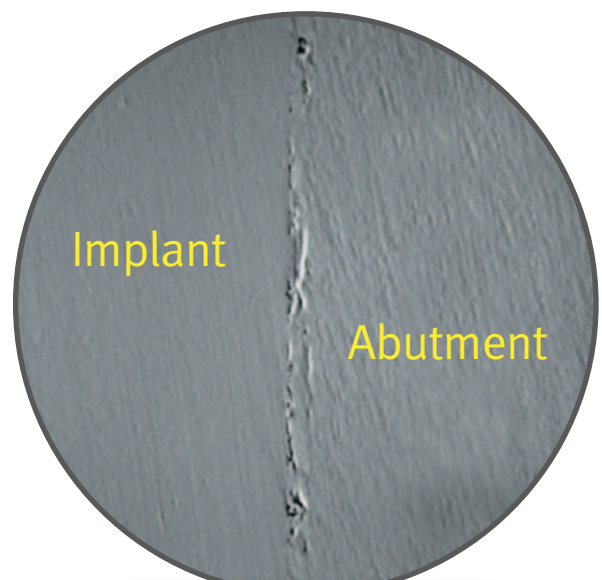
## LEVERAGING PLATFORM PLUS TECHNOLOGY

The *Platform Plus* Technology difference—what no other implant can offer.

- The internal hex creates a **friction-fit connection** that shields the crestal bone from occlusal force<sup>1,2</sup>
- The lead-in bevel connection **reduces horizontal stresses** better than flat “butt-joint” connections<sup>1-3</sup>
- The 1.5mm deep internal hex **distributes bite force** deep into the implant<sup>1-3</sup>
- The internal connection is designed to **ensure ease of use** in restoration:
  - » The lead-in bevel offers assuredness in abutment orientation, providing a positive seating during placement
  - » 1mm margin provides a guide for the final restoration to ensure esthetic goals



**Lead-in bevel connection** .....  
 reduces horizontal stresses better than flat “butt-joint” connections<sup>1-3</sup>



The Virtual Cold Weld

1. Binon PP. The evolution and evaluation of two interference-fit implant interfaces. *Postgraduate Dent.* 1996;3:3-13.
2. Mihalko WM, May TC, Kay JF, Krause WP. Finite element analysis of interface geometry effects on the crestal bone surrounding a dental implant. *Implant Dent.* 1992;1:212-217.
3. Chun HJ, Shin HS, Han CH, Lee SH. Influence of implant abutment type on stress distribution in bone under various loading conditions using finite element analysis. *Int J Oral Maxillofac Implants.* 2006;21:105-202.

## AdVent Option

All *AdVent* Implants feature Zimmer Dental's proprietary *Platform Plus* Technology designed to create favorable conditions for bone-level maintenance.<sup>1,3</sup> The *AdVent* Implant is available in two surface options: Zimmer's proprietary *MTX* Surface and *MP-1* HA Coating.

*MTX* Surface has been shown to allow for increased bone apposition compared to machined surfaces.<sup>4,7</sup>

- Greater than 90% BIC as compared to 42-77% BIC achieved by TPS-coated, sandblasted and acid-etched, oxidized and HA-coated surfaces placed in grafted human sinuses.<sup>4</sup>

*MP-1* HA Coating has been shown to achieve up to 96% crystallinity, reducing soluble phases and thereby increasing the coating's potential stability *in vivo*.<sup>8,9</sup>

- High degree of *in vivo* bone-to-implant contact and clinical success rates<sup>4,10,11</sup>



## ADVENT IMPLANTS WITH TAPERED DESIGN

**Enhanced Initial Stability.** Following Zimmer Dental's soft bone surgical protocol, a tapered implant may be inserted into a straight, undersized osteotomy to compress soft bone for enhanced initial stability.<sup>1</sup>

### Increased Placement Options.

The tapered design allows placement between convergent roots, in areas with labial or lingual concavities, and in immediate extraction sites.

### Color-Coding for AdVent Implants

Implant Diameter	Implant Platform	Color-coding
3.7mmD	4.5mmD	
4.7mmD	4.5mmD	
4.7mmD	5.7mmD	● Yellow

The wide platform *AdVent* Implant is an ideal option for use in posterior cases and for overdenture restorations. It features a 5.7mmD prosthetic platform and utilizes *Tapered Screw-Vent* 5.7mmD platform prosthetics. Surgically, it uses the same drilling sequence as 4.7mmD *AdVent* Implants.

### AdVent Implants with MTX Surface

Includes Cover Screw and Implant Extender/Healing Cuff.

#### Catalog Numbers



Implant Diameter	Implant Platform	Connection	8mmL	10mmL	13mmL	16mmL
3.7mmD	4.5mmD	3.0mmD Internal Hexagon	AVB8	AVB10	AVB13	AVB16
4.7mmD	4.5mmD	3.0mmD Internal Hexagon	AVWB8	AVWB10	AVWB13	AVWB16
4.7mmD	● 5.7mmD	3.0mmD Internal Hexagon	AV6B8	AV6B10	AV6B13	AV6B16

### AdVent Implants with MP-1 HA Dual Transition Selective Surface

Includes Cover Screw and Implant Extender/Healing Cuff.

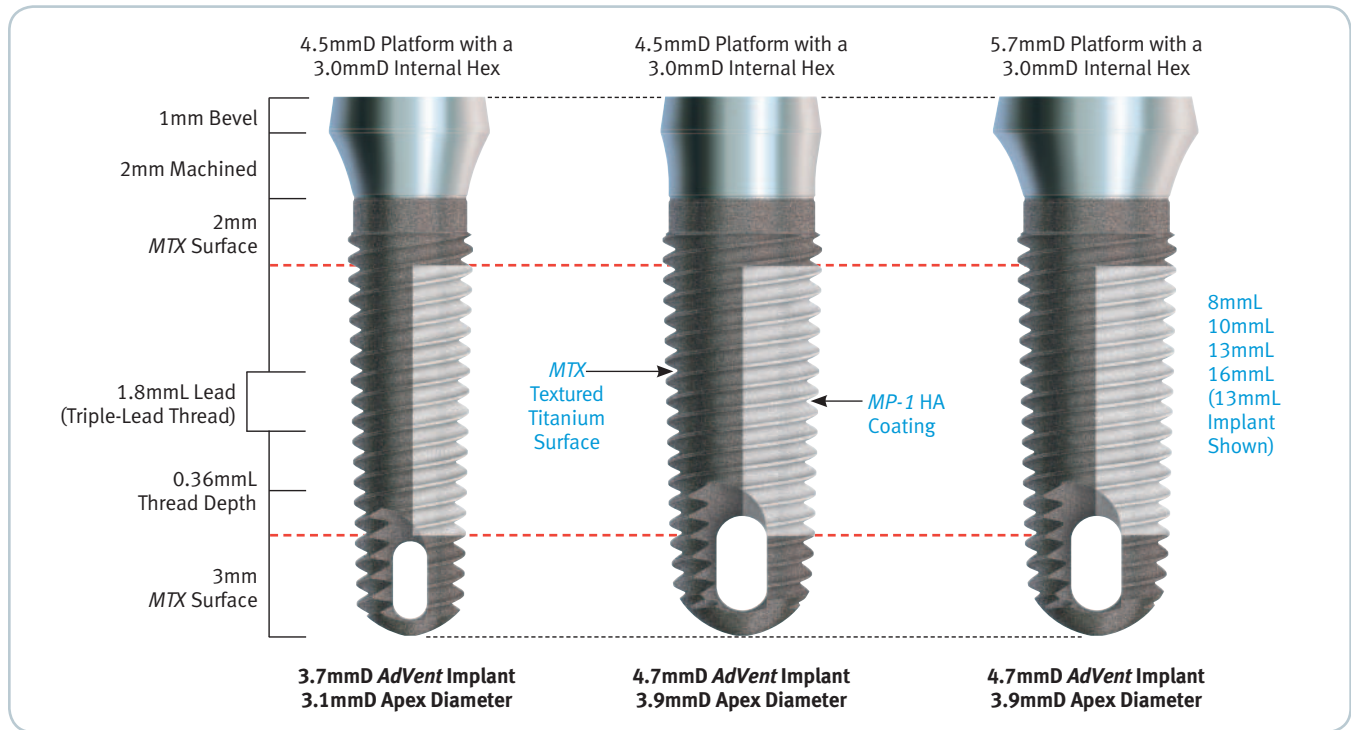
#### Catalog Numbers






Implant Diameter	Implant Platform	Connection	8mmL	10mmL	13mmL	16mmL
3.7mmD	4.5mmD	3.0mmD Internal Hexagon	AVH8	AVH10	AVH13	AVH16
4.7mmD	4.5mmD	3.0mmD Internal Hexagon	AVWH8	AVWH10	AVWH13	AVWH16
4.7mmD	● 5.7mmD	3.0mmD Internal Hexagon	AV6H8	AV6H10	AV6H13	AV6H16

**Note:** *AdVent* Implants with a 5.7mmD platform utilize *Tapered Screw-Vent* prosthetics for the 5.7mmD platform (see pages 13-29).

AdVent Implants



Surgical Cover Screws and Implant Extender/Healing Cuff, 4.5mmD Platform

Catalog Numbers					
	Description	Implant Platform	Emergence Profile	Height	Catalog No.
	AdVent Flared Surgical Cover Screw	4.5mmD	5.1mmD	1.5mm	AVFSC
	AdVent Flat Surgical Cover Screw	4.5mmD	4.5mmD	0.5mm	AVSC
	AdVent Implant Extender/Healing Cuff	4.5mmD	4.5mmD	3mm	AVE

- Binon PP. The evolution and evaluation of two interference-fit implant interfaces. *Postgraduate Dent.* 1996;3:3-13.
- Mihalko WM, May TC, Kay JF, Krause WP. Finite element analysis of interface geometry effects on the crestal bone surrounding a dental implant. *Implant Dent.* 1992;1:212-217.
- Chun HJ, Shin HS, Han CH, Lee SH. Influence of implant abutment type on stress distribution in bone under various loading conditions using finite element analysis. *Int J Oral Maxillofac Implants.* 2006;21:105-202.
- Todisco M, Trisi P. Histomorphometric evaluation of six dental implant surfaces after early loading in augmented human sinuses. *J Oral Implantol.* 2006;32(4):153-166.
- Trisi P, Marcato C, Todisco M. Bone-to-implant apposition with machined and MTX microtextured implant surfaces in human sinus grafts. *Int J Periodontics Restorative Dent.* 2003;23(5):427-437.
- Siddiqui AA, O'Neal R, Nummikoski P, Pituch D, Ochs M, Huber H, Chung W, Phillips K, Wang IC. Immediate loading of single-tooth restorations: one-year prospective results. *J Oral Implantol.* 2008;34:208-218.
- Cannizzaro G, Leone M. Restoration of partially edentulous patients using dental implants with a microtextured surface: A prospective comparison of delayed and immediate full occlusal loading. *Int J Oral Maxillofac Implants.* 2003;18(4):512-522.
- Burgess AV, Story BJ, La D, Wagner WR, LeGeros JP. Highly crystalline MP-1 hydroxylapatite coating. Part I: In vitro characterization and comparison to other plasma-sprayed hydroxylapatite coatings. *Clin Oral Implants Res.* 1999;10:245-256.
- Burgess AV, Story BJ, Wagner WR, Trisi P, Pikos MA, Guttenberg SA. Highly crystalline MP-1 hydroxylapatite coating. Part II: in vivo performance on endosseous root implants in dogs. *Clin Oral Implants Res.* 1999;10:257-266.
- Pikos MA, Cannizzaro G, Korompilas L, Turrillas EA, El Askary AES, Rao W, Carusi G, Lauerjat YMP. International retrospective multicenter study of 8130 HA-coated cylinder implants: 5-year survival data. *Int Mag Oral Implantol.* 2002;3(1):6-15.
- Thierer T, et al. Five-year prospective clinical evaluation of highly crystalline HA MP-1-coated dental implants. *J Oral Implantol.* 2008;34:39-46.

## AdVent Restorative Options

The *AdVent* System offers a complete assortment of prosthetics to support all of your restorative needs.

*Hex-Lock* Straight and 20° Angled Abutments are used for cement-retained restorations, offering the clinician the familiarity of traditional crown and bridge procedures.

“Cast-To” Gold Abutments are available for custom restorations for single tooth and multiple teeth restorations. The Engaging “Cast-To” Gold Abutment is used for single tooth and may be used for either screw-retained



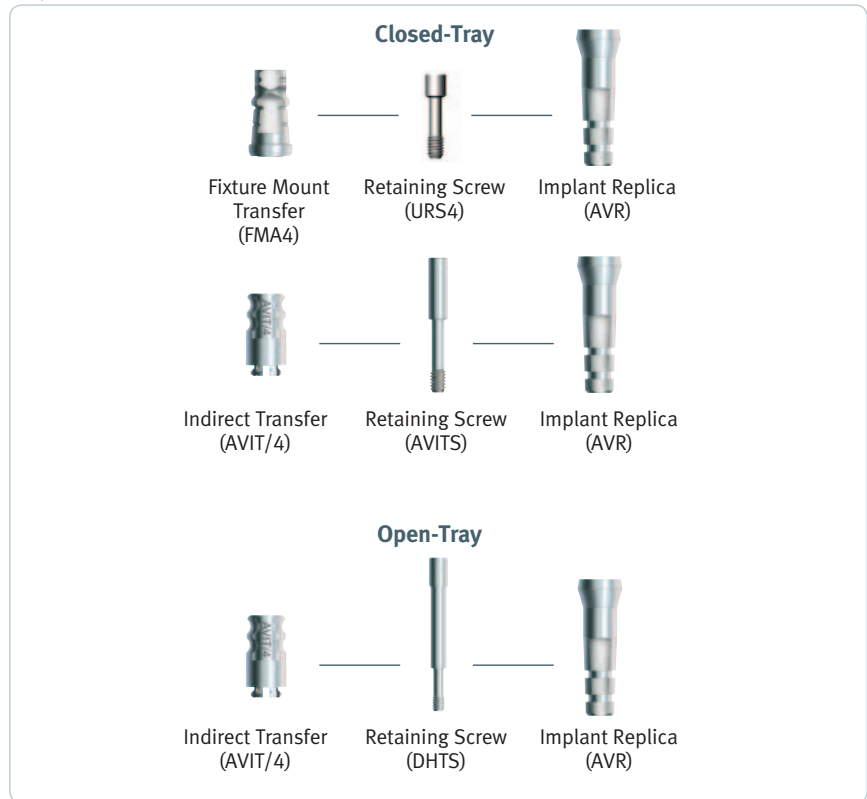
or cement-retained restorations. Non-engaging “Cast-To” Gold Abutments are utilized for custom multiple-unit, screw-retained applications.

The Tapered Abutment offers multiple cuff height options for multiple-unit, screw-retained restorations, including overdenture bar options.

Additional overdenture options are available with the popular *Locator*® Abutments and Ball Attachments.






*AdVent* Implants are offered in two restorative platform options: 4.5mmD and 5.7mmD. The 5.7mmD platform utilizes *Tapered Screw-Vent* 5.7mmD components.

## Impression-Taking Flow Chart





## Transfer Components for AdVent Implants, 4.5mmD Platform

*AdVent* Implants with a 5.7mmD platform utilize *Tapered Screw-Vent* prosthetics for the 5.7mmD platform (see page 13 & 14), except AV6R below.

Catalog Numbers			
	Description	Emergence Profile	Catalog No.
	<i>AdVent</i> Indirect Transfer (Closed-Tray) Includes Retaining Screw (AVITS)	4.5mmD	AVIT/4
	Replacement Retaining Screw	•	AVITS
	Retaining Screw, Long, for Direct Transfer (Open-Tray) – Use with AVIT/4	•	DHTS
	<i>AdVent</i> Implant Replica, 4.5mmD Platform	•	AVR
	<i>AdVent</i> Implant Replica, 5.7mmD Platform	•	AV6R

### Fixture Mount/Transfers for AdVent Implants

Includes a Retaining Screw (URS4 for 4.5mmD platform and URS2 for 5.7mmD platform). Can be used as a preparable temporary abutment.

Catalog Numbers	
Implant Platform	Catalog No.
 4.5mmD	FMA4
 5.7mmD	FMA5
Replacement Retaining Screw, 4.5mmD Platform	URS4
Replacement Retaining Screw, 5.7mmD Platform	URS2

### Hex-Lock Abutment Selection Guidelines

#### Selecting a Hex-Lock Abutment for an AdVent Implant:


- Select the emergence profile that best suits the site being restored.

AVHL/4 = 4.5mmD Hex-Lock Abutment with a 4.5mmD Profile

AVHL/6 = 4.5mmD Hex-Lock Abutment with a 6.5mmD Profile (abutment extends 1mm past the implant interface)

#### Preparation guidelines:



The abutments have one score line placed 3mm above the top of the implant. In order to preserve adequate hex engagement with the screw, do not vertically reduce the abutment below the score line.



**Note:** AdVent Implants with a 5.7mmD platform utilize *Tapered Screw-Vent* prosthetics for the 5.7mmD platform (see page 20).


### Hex-Lock Abutments for AdVent Implants, 4.5mmD Platform

Includes a Retaining Screw (AVHLS). AdVent Implants with a 5.7mmD platform utilize *Tapered Screw-Vent* prosthetics for the 5.7mmD platform (see page 20).

Catalog Numbers		
Description	Emergence Profile	Catalog No.
 AdVent Hex-Lock Abutment	4.5mmD	AVHL/4
 AdVent Hex-Lock Abutment	6.5mmD	AVHL/6
Replacement Retaining Screw	•	AVHLS

### Angled Abutments, 20° for AdVent Implants, 4.5mmD Platform

AdVent Implants with a 5.7mmD platform utilize *Tapered Screw-Vent* prosthetics for the 5.7mmD platform (see page 20).

Catalog Numbers		
Description	Emergence Profile	Catalog No.
 AdVent Angled Abutment, 20° for 6 Positions Includes Retaining Screw (AVH20S)	4.5mmD	AVH20/4
Replacement Retaining Screw	•	AVH20S

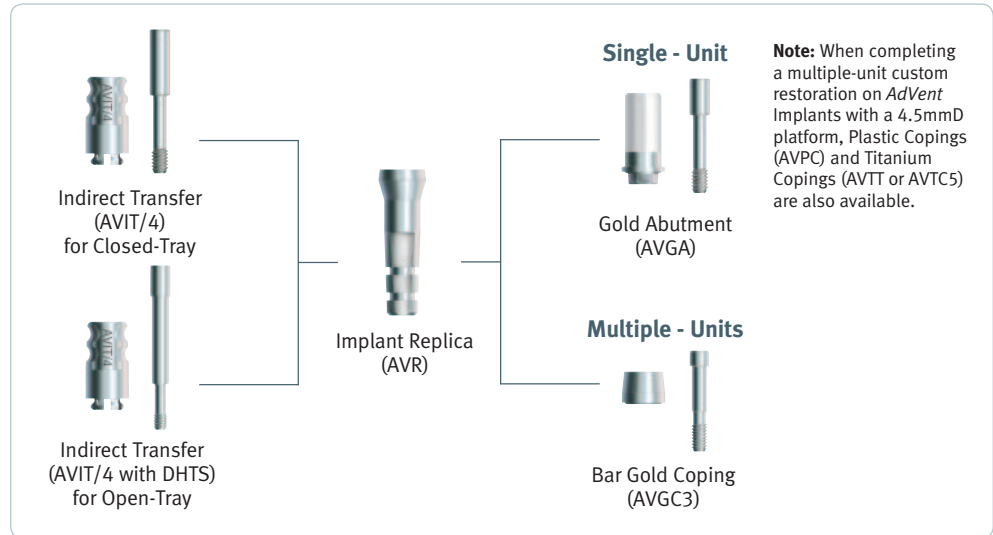
## Shaping the Future of Implant Dentistry

Zimmer Dental is headquartered near San Diego in Carlsbad, California, and has direct operations in the U.S., Australia, Canada, China, France, Germany, Israel, Italy and Spain. In addition, our global network of exclusive distributors allows us to actively distribute our products in nearly 70 countries worldwide.

Zimmer Dental is certified to EN ISO 13485:2003, CMDCAS ISO 13485:2003, and is compliant with US CFR Part 820. We offer one of the most comprehensive dental implant product lines that meets the industry's most stringent quality standards globally, including root-form endosseous dental implants, prosthetic attachments for restoration, surgical instrumentation, collagen-based wound healing and regenerative materials, as well as bone graft offerings.




### Custom Restoration Flow Chart



### “Cast-To” Gold Abutments for AdVent Implants, Engaging, 4.5mmD Platform

AdVent Implants with a 5.7mmD platform utilize *Tapered Screw-Vent* prosthetics for the 5.7mmD platform (see page 21).






#### Catalog Numbers

	Description	Emergence Profile	Catalog No.
	AdVent Gold Abutment Includes Retaining Screw (AVHLS)	4.5mmD	AVGA
	Replacement Retaining Screw	•	AVHLS

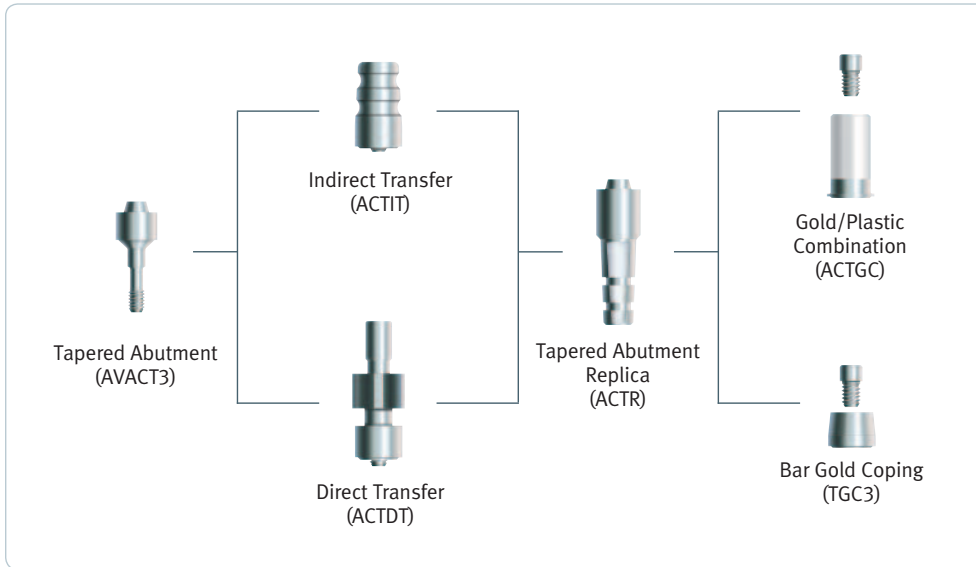
### “Cast-To” Gold Titanium & Plastic Castable Copings for AdVent Implants, Non-Engaging, 4.5mmD Platform

Implant-level, multiple-unit, screw-retained restorations. Each part includes a Retaining Screw (AVGCS). AdVent Implants with a 5.7mmD platform utilize *Tapered Screw-Vent* prosthetics for the 5.7mmD platform (see page 21).

#### Catalog Numbers

	Description	Height	Catalog No.
	AdVent Bar Gold Coping	3mm	AVGC3
	AdVent Bar Gold Coping	5mm	AVGC5
	AdVent Titanium Bar Coping	5mm	AVTC5
	AdVent Plastic Castable Coping	5mm	AVPC
	AdVent Titanium Temporary Coping	•	AVTT
	Replacement Retaining Screw	•	AVGCS

### Screw-Retained Restoration Flow Chart



**Note:** Part numbers shown in flow chart are an example for a 4.5mmD case with a 3mm cuff height. If no additional height is required above the implant platform, use the AVACT. When completing the restoration, Plastic Copings (ACTP) and Titanium Copings (ACTT and TTC5) are also available.

### Tapered Abutments for AdVent Implants, 4.5mmD Platform

AdVent Implants with a 5.7mmD platform utilize *Tapered Screw-Vent* prosthetics for the 5.7mmD platform (see page 22). Tapered Abutments are for multiple-unit, screw-retained restorations. Abutments do not engage internal hex connection. Includes Healing Cap (TATHC).

Catalog Numbers			
	Description	Cuff Height	Catalog No.
	Tapered Abutment	No Added Height	AVACT
	Tapered Abutment	3mm	AVACT3
	AdVent Extender	2mm	AVE

### Tapered Abutment Healing Cap

Healing Cap threads onto the Tapered Abutment.

Catalog Numbers	
Description	Catalog No.
Tapered Abutment Titanium Healing Cap	TATHC



# Locator® Overdenture Attachments

Locator Attachments are available for the AdVent Dental Implant System.



The *Locator* Overdenture Attachment is the ideal solution for overdenture restorations.



- **Low Profile.** A low vertical height makes the *Locator* Overdenture Attachment an effective option for treatment of a wider range of patients
- **Easy for Patients.** Self-locating attachment gives patients the ability to easily position and place their overdentures
- **Predictable.** Dual-retention and tremendous durability ensure long-lasting stability and performance<sup>1</sup>
- **Versatile.** A variety of options for retention and angulation correction lets you tailor the case to fit the needs of the patient

To select the proper abutment, measure the tissue from the top of the implant to the top of the soft tissue. Take measurements buccal, lingual, mesial and distal and use the tallest measurement. Select the abutment cuff height which matches the tallest tissue measurement. Round up to the next cuff height if necessary. The abutment will protrude 1.5mm above the tissue in order to allow engagement of the metal housing.

1. Data on file with Zest Anchors, LLC.









## Tapered Abutment Transfer Components, 4.5mmD Platform

Transfers thread onto the Tapered Abutment for impression-taking. This method transfers the Tapered Abutment position.

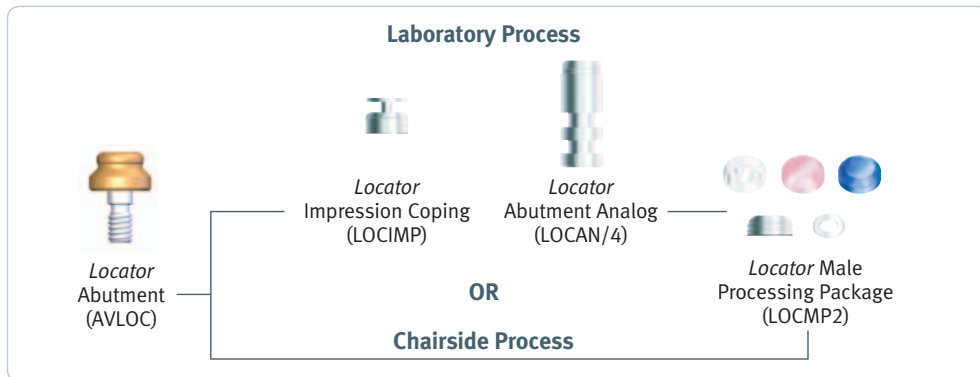
Catalog Numbers		
	Description	Catalog No.
	Tapered Abutment Direct Transfer (Open-Tray) Includes Transfer Screw (SCDTS)	ACTDT
	Tapered Abutment Indirect Transfer (Closed-Tray)	ACTIT
	Tapered Abutment Replica	ACTR

## Tapered Abutment Copings, Sheaths and Bar Systems, 4.5mmD Platform

The copings listed below fit over the Tapered Abutment and are secured with a Coping Screw.

Catalog Numbers			
	Description	Height/ Length	Catalog No.
	Tapered Abutment Gold Coping Includes Screw (SCTS)	•	ACTGC
	Titanium Temporary Coping Includes Screw (SCTS)	9.5mm	ACTT
	Plastic Castable Coping Includes Screw (SCTS)	5mm	ACTP
	Bar Gold Coping – Includes Screw (SCTS)	3mm	TGC3
	Bar Gold Coping, Long – Includes Screw (SCTS)	5mm	TGC5
	Titanium Bar Coping Includes Screw (SCTS)	5mm	TTC5
	Replacement Screw for Copings	•	SCTS
	Tapered Abutment Waxing Screw	12mm	SCWS
	Reamer for Tapered Abutment Copings	•	PR

### Locator® Overdenture Restoration Flowchart



### Locator Abutments for AdVent Implants, 4.5mmD Platform

AdVent Implants with a 5.7mmD platform utilize *Tapered Screw-Vent* prosthetics for the 5.7mmD platform (see page 24).

Catalog Numbers						
Implant Platform	Cuff Height					
	0.7mm	2mm	3mm	4mm	5mm	6mm
4.5mmD	AVLOC4/1	AVLOC4/2	AVLOC4/3	AVLOC4/4	AVLOC4/5	AVLOC4/6

### Locator Attachment Components

Catalog Numbers			
	Description	Qty.	Catalog No.
	Locator Abutment Holder Sleeve (used to deliver the abutment)	4	LOCAH4
	Locator Abutment Holder Sleeve	20	LOCAH20
	Male Processing Package, Includes 2 Each of Metal Housings with Black Processing Males, Block-Out Spacers, Clear, Pink and Blue Replacement Males	2 Ea.	LOCMP2
	Male Processing Package, Includes 10 Each of Parts Listed Above	10 Ea.	LOCMP10
	Extended Range Male Processing Package, Includes 2 Each of Metal Housings with Black Processing Males, Block-Out Spacers, Green, Orange and Red Replacement Males	2 Ea.	LOCMPX2
	Extended Range Male Processing Package, Includes 10 Each of Parts Listed Above	10 Ea.	LOCMPX10
	Paralleling Post	4	LOCPP
	Replacement Male, 5 lbs. (Clear)	4	LOCRMW
	Replacement Male, Light Retention, 3 lbs. (Pink)	4	LOCRMP
	Replacement Male, Extra Light Retention, 1.5 lbs. (Blue)	4	LOCRMB
	Extended Range Replacement Male, 4 lbs. (Green)	4	LOCRMG
	Extended Range Replacement Male, 2 lbs. (Orange)	4	LOCRMO
	Extended Range Replacement Male, Light Retention, 1 lb. (Red)	4	LOCRMW
	Non-Retentive Replacement Male, Zero Retention, (Gray)	4	LOCRMW

## Locator® Bar Attachments





The *Locator* Bar Attachment system is available for use when splinting of implants is desired to increase the stability of a bar. The system encompasses the same features as the proprietary *Locator* Implant Abutments:

- Proprietary pivoting technology provides resilient connection without loss of retention
- Self-aligning design allows the patient the ability to easily position and place their bar overdenture.
- Dual retention for long-lasting durability and performance
- Low attachment profile for limited interocclusal space









The *Locator* Bar Attachment System provides three options for the fabrication of a resilient attachment on an implant-retained cast alloy or milled titanium bar: a Drill and Tap System, a Laser Welding System, and a “Cast-To” Option.




### Locator Abutment Transfer Components

Catalog Numbers		<b>Note:</b> For <i>Locator</i> Tools, see page 25.	
Description	Qty.	Catalog No.	
 Impression Coping, Includes Black Processing Male	4	LOCIMP	
 Female Analog, 4.0mmD	4	LOCAN/4	
 Female Analog, 5.0mmD (For Use with 4.8mmD <i>SwissPlus</i> ® Implants and 5.0mmD <i>Spline</i> ® Implants)	4	LOCAN/5	
 <i>Locator</i> Processing Spacer (used to create space in the denture for chairside pick-up)	4	LOCP54	




### Locator Bar Attachment System – Drill and Tap Components

Catalog Numbers		Description	Qty.	Catalog No.
 <i>Locator</i> Bar Female (2mm thread)	2			LOCBF2
 <i>Locator</i> Yellow Bar Processing Package, Includes 2 Each of Metal Housings with Yellow Processing Males, Clear, Pink and Blue Replacement Males, and 4 Each of Block-Out Spacers	2 Ea.			LOCBPP
 <i>Locator</i> Bar Drill and Tap Holder	1			LOCPTH
 <i>Locator</i> 2.0mm Castable Threaded Insert (optional)	10			LOCCTI
 <i>Locator</i> 2.0mm Bar Tap (2mm thread)	1			LOCBT2
 <i>Locator</i> 1.7mm Bar Drill (2mm thread)	1			LOCBD

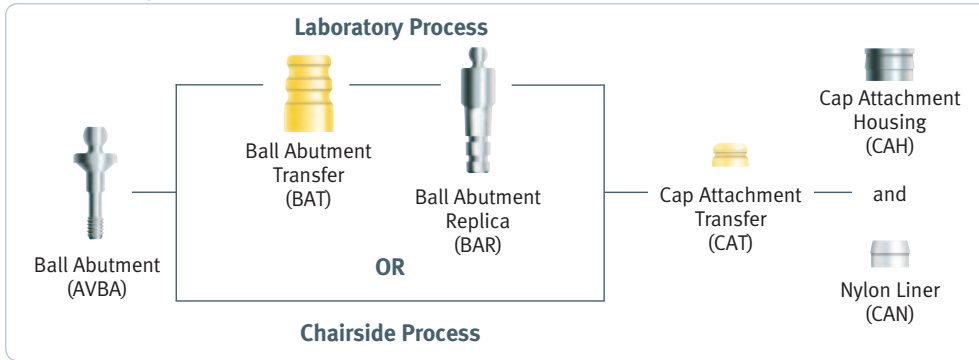
### Locator Bar Attachment System – Laser Weld Components

Catalog Numbers		Description	Qty.	Catalog No.
 <i>Locator</i> Laser Bar Female (stainless steel)	2			LOCLBF
 <i>Locator</i> Yellow Bar Processing Package, Includes 2 Each of Metal Housings with Yellow Processing Males, Clear, Pink and Blue Replacement Males, and 4 Each of Block-Out Spacers	2 Ea.			LOCBPP
 <i>Locator</i> Paralleling Mandrel	1			LOCPMAND

### Locator Bar Attachment System – “Cast-To” Components

Catalog Numbers		Description	Qty.	Catalog No.
 <i>Locator</i> “Cast-To” Bar Female	2			LOCCTB
 <i>Locator</i> Yellow Bar Processing Package, Includes 2 Each of Metal Housings with Yellow Processing Males, Clear, Pink and Blue, Replacement Males and 4 Each of Block-Out Spacers	2 Ea.			LOCBPP
 <i>Locator</i> Paralleling Mandrel	1			LOCPMAND



### Ball and Cap Overdenture Restoration Flow Chart



### Ball Abutment for AdVent Implants, 4.5mmD Platform



AdVent Implants with a 5.7mmD platform utilize *Tapered Screw-Vent* prosthetics for the 5.7mmD platform (see page 27). One-piece abutment does not engage internal hex connection. Includes Cap Attachment Housing and Nylon Liner.

#### Catalog Numbers

	Description	Cuff Height	Catalog No.
	Ball Abutment	1mm	AVBA
	AdVent Extender (use when additional height is required)	2mm	AVE









### Ball Abutment Transfer Components

#### Catalog Numbers

	Description	Catalog No.
	Ball Abutment Transfer (package of 2)	BAT
	Ball Abutment Replica	BAR

### Prosthetic Components

#### Catalog Numbers

	Description	Catalog No.
	Cap Attachment System Includes 4 Nylon Liners, 2 Positioning Rings, 4 Housings and 4 Castable Ball Patterns	CAS
	Cap Attachment Instruments Includes Seating Tool, Reamer and Paralleling Tool	CAI
	Cap Attachment Housing (CAH)/ Cap Attachment Nylon Liner (CAN)	CA
	Cap Attachment Housing	CAH
	Cap Attachment Nylon Liner (Transparent)	CAN
	Cap Attachment Nylon Liner (Gray—Rigid Retention)	CAN-G
	Cap Attachment Transfer (Yellow)	CAT
	Castable Ball Pattern (2 balls per pattern)	CAB
	Micro Cap Attachment Nylon Liner	CANM

## The Zimmer Surgical Motor System

### Intelligent design and distinctive detail.

The result of years of research, development, and refinement by industry leader W&H, the *Zimmer* Surgical Motor System is the finest in intelligent design and simplicity. Designed for surgical specialists who perform implantology and maxillofacial surgery, this surgical motor system will quickly become your preferred solution for implant placement and bone grafting.

#### System Components



**Console** – For maximum clarity and convenience, the console features a simple array of buttons and a bright, easy-to-read display. Program settings are simple to change for use with other implant systems.

**Motor** – Utilizing a universal ISO connection, the motor can be used with straight and contra-angle handpieces of all types. This quiet-running, maintenance-free motor can be easily sterilized.

**Irrigation Tubing** – Conveniently included with the system, the one-piece irrigation tubing requires no assembly and is disposable, saving you time on routine maintenance. A variety of tubing is also available to meet your practice needs.

**Foot Pedal** – Foot pedal allows you to easily turn motor on and off, switch programs, adjust clockwise/counter-clockwise, seamlessly control the motor speed, as well as turn the coolant pump on and off.

**ATTENTION: Part #02139800, Testing gauge for burs provided with the motor is a required part for proper use of all W&H handpieces. This gauge tests the bur's shaft to ensure it has not been affected. If burs are not tested prior to use, they can jam inside the handpiece and severely damage the mechanisms. Call Zimmer Dental for additional information.**

## Zimmer Surgical Motor System

### System Features

- Designed for implantology and other maxillofacial applications
- Simple, user-friendly programs and maintenance-free features for convenience and time savings
- Increased torque control for confidence during surgeries
- Quiet performance of motor and handpieces
- Wide speed range of 300 to 40,000 rpm (1:1)
- Worldwide service locations\*

## Zimmer Surgical Motor System

### Catalog Numbers

Description	Catalog No.	Qty.
Zimmer Surgical Motor System** (100-130V)	00900125	1
Zimmer Surgical Motor System** (220-240V)	00900124	1

\* Contact a local sales representative, distributor or call Zimmer Dental Customer Service for information regarding service center locations.

\*\* Each system includes console, motor, motor holder, foot control, irrigation stand, testing gauge for burs, oil spray cap for handpieces, 3 sets of one-piece, disposable irrigation tubing, and power cords.

## Surgical Handpieces

### Catalog Numbers

Description	Catalog No.	Qty.
WI-75 E/KM Contra-Angle Handpiece 20:1 (includes Y-Connector Assembly, Internal Bur Coolant Tube)	10207557	1
WI-75 LED G Contra-Angle Handpiece 20:1 (with Light Generator)	10207561	1
WS-92 Contra-Angle Handpiece 1:2	10209201	1
S-11 Straight Handpiece 1:1	00001100	1
S-12 Angled Handpiece 1:2	10101200	1
S-8 R Reciprocating Saw	10100801	1
S-8 O Oscillating Saw	10100802	1
S-8 S Sagittal Saw	10100803	1

## Surgical Saw Blades

### Catalog Numbers

Description	Length	Catalog No. (1/Pkg.)	Catalog No. (5/Pkg.)
Reciprocating	15mmL	04726000	04800100
Reciprocating	20mmL	04725900	04800000
Reciprocating	30mmL	04725700	04799900
Oscillating	8mmL	04800500	N/A
Oscillating	15mmL	04800400	N/A
Sagittal	6mmL	04726200	04800300
Sagittal	10mmL	04726100	04800200

## Irrigation Accessories

Catalog Numbers		
Description	Catalog No.	Qty.
One-Piece Irrigation Tubing Set, Disposable, (with Spike and Roller Clamp)	04363600	6
One-Piece Irrigation Tubing Set, Autoclave, (with Spike and Roller Clamp)	04719400	1
Pump Tubing with Connectors, Autoclave	04013900	1
Spare Pump Tubing without Connectors, Autoclave	04014000	3
Irrigation Tubing, 2.2m, Disposable	00929300	10
Internal Bur Coolant Tube	02610500	1
Y-Connector and 2 Tubes (3-piece set)	06016400	1
Set of Tube Clamps	04019000	5
Spray Clip for External/Internal Irrigation	04757100	3
Irrigation Stand	04005900	1

## Micromotors and Accessories

Catalog Numbers		
Description	Catalog No.	Qty.
Motor with Cable for <i>Zimmer</i> Surgical Motor System, 1.8m	04720022	1
Motor with Cable for <i>ImplantMED</i> ® Surgical Motors, 1.8m	04009600	1
S-N1 Foot Pedal	05046200	1
Motor Holder for <i>Zimmer</i> Surgical Motor System	04735700	1
Oil Spray Cap for Handpieces*	02038200	1
Testing Gauge for Burs	02139800	1
Sterilizing Protector for Motor	04032600	1
Sterilizing Box for Motor	04013500	1
Transportation Case	04013600	1
ST-GC Treatment Trolley with Shelf	04541900	1

\* Call for service oil ordering instructions.

## Aseptic Surgical Drape Kit


Catalog Numbers		
Model	Catalog No.	Qty.
<b>Complete Surgical Drape Kit</b>	<b>ASD</b>	<b>1 Ea.</b>
Split Drape (53"x77")	Hose Cover	
Towels (2)	Tray Foam (14"x18")	
Light Handle Covers (2)	Table Cover	
Sterile Pouch	CSR Wrap	
Cap	Foam (2)	
Gowns (2)		

## A SINGLE KIT FOR A RANGE OF SURGERIES

Customizable configurations are designed to meet individual needs and surgical styles. The *Tapered Screw-Vent* Surgical kit eliminates the need to purchase additional trays by supporting more advanced techniques, including those for *Zimmer* Guided Surgery and *Zimmer* One-Piece Implants, through the use of drop-in modules.\*

### Zimmer One-Piece Implants

(see page 52 for more information)



### Zimmer Guided Surgery

(see page 49 for more information)

\* Drop-in modules sold separately.

### Zimmer Instrument Kit System

is compatible with the following Zimmer Dental Implants:

- *Trabecular Metal* Dental Implants
- *Tapered Screw-Vent* Implants
- *Zimmer* One-Piece Implants (see module above)
- *AdVent* Implants

**Note:** The *AdVent* Countersink Drill (AVCSD or AV6SCD) is not included in the *Zimmer* Instrument Kit System and must be purchased separately.

## A SINGLE KIT FOR MULTIPLE SURGICAL PROCEDURES

- One kit to support four different implant platforms
- Easy-to-use drop-in modules for more advanced surgical techniques
- No switch cost between procedures\*

### SOFT AND DENSE BONE PROTOCOLS

- Soft bone surgical protocol allows for bone compression to provide additional stability in poor quality sites<sup>1</sup>
- Dense bone surgical protocol enables apical bone engagement for initial stability<sup>1</sup>



**Zimmer Drill Stop Kit**  
(see page 54 for more information)

## A SMARTER SOLUTION FOR CONTROLLING DRILLING DEPTH

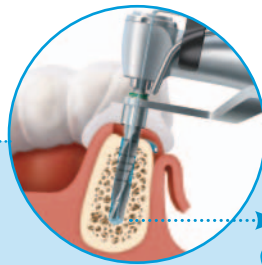
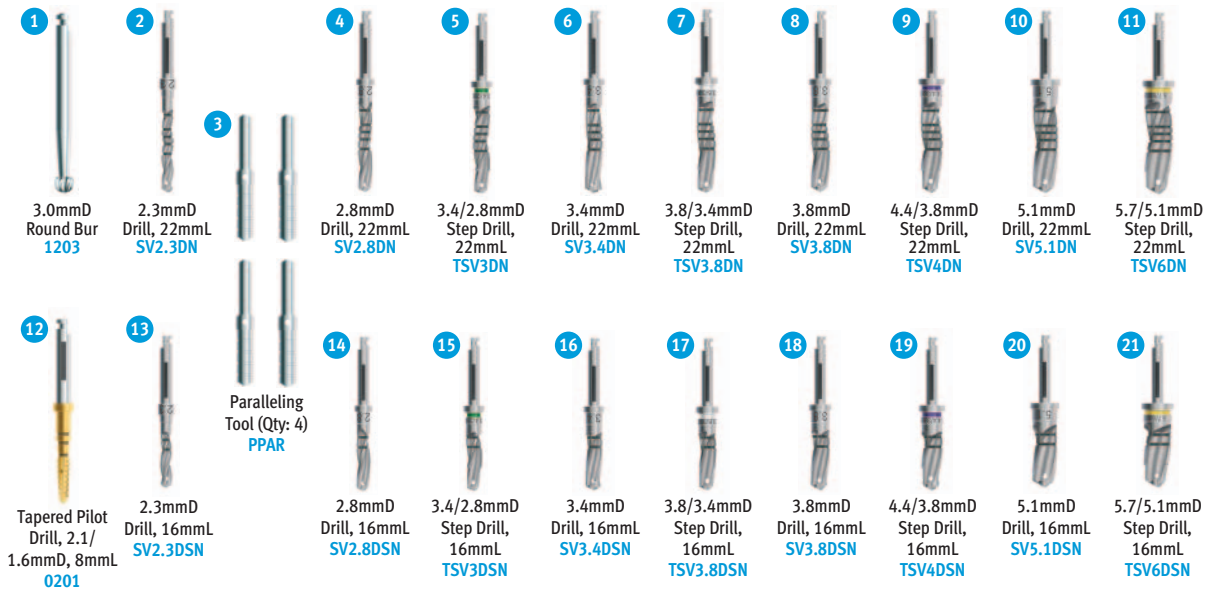
The *Zimmer Drill Stop Kit* includes a set of reusable titanium drill stops designed to limit drilling depth from bone level during osteotomy preparation.

\* For *Zimmer Trabecular Metal* Dental Implants, *Tapered Screw-Vent* Implants, *Zimmer One-Piece* Implants and *AdVent* Implants.

1. Rosenlicht JL. Advancements in soft bone implant stability. *West Indian Dent J.* 2002;6:2-7.






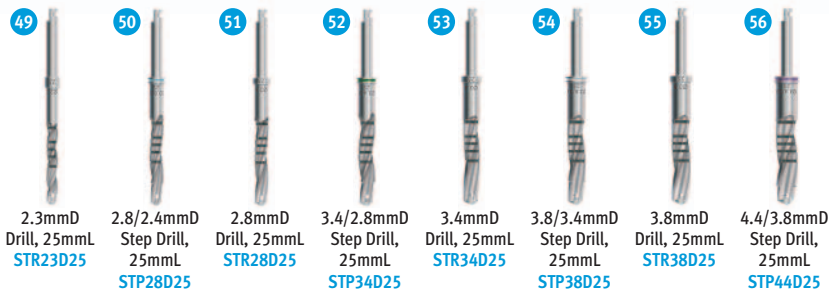
# A ROADMAP FOR THE TAPERED SCREW-VENT IMPLANT SYSTEM



Internal irrigation through the surgical guide.



**Zimmer Drill Module**



Zimmer Drill Module can be inserted into the Tapered Screw-Vent Surgical Kit for an all-in-one standard and Guided Surgery Kit.



A simple kit for multiple surgical procedures.

## Zimmer Instrument Kit System





## Catalog Numbers

Description	Catalog No.	Qty.
<b>Tapered Screw-Vent Surgical Kit</b> (For placement of 3.7mmD, 4.1 mmD, 4.7mmD, and 6.0mmD Implants)	<b>TSVKIT</b>	<b>1 Ea.</b>
Tray Only	TSVTRAY	
2.1/1.6mmD Drill, 15mmL	0201DSN	
Round Bur	1203	
2.3mmD <i>Dríva</i> ™ Surgical Drill, 16mmL	SV2.3DSN	
2.3mmD <i>Dríva</i> Surgical Drill, 22mmL	SV2.3DN	
2.8mmD <i>Dríva</i> Surgical Drill, 16mmL	SV2.8DSN	
2.8mmD <i>Dríva</i> Surgical Drill, 22mmL	SV2.8DN	
3.4/2.8mmD <i>Dríva</i> Surgical Step Drill, 16mmL	TSV3DSN	
3.4/2.8mmD <i>Dríva</i> Surgical Step Drill, 22mmL	TSV3DN	
3.4mmD <i>Dríva</i> Surgical Drill, 16mmL	SV3.4DSN	
3.4mmD <i>Dríva</i> Surgical Drill, 22mmL	SV3.4DN	
3.8/3.4mmD <i>Dríva</i> Surgical Step Drill, 16mmL	TSV3.8DSN	
3.8/3.4mmD <i>Dríva</i> Surgical Step Drill, 22mmL	TSV3.8DN	
3.8mmD <i>Dríva</i> Surgical Drill, 16mmL	SV3.8DSN	
3.8mmD <i>Dríva</i> Surgical Drill, 22mmL	SV3.8DN	
4.4/3.8mmD <i>Dríva</i> Surgical Step Drill, 16mmL	TSV4DSN	
4.4/3.8mmD <i>Dríva</i> Surgical Step Drill, 22mmL	TSV4DN	
5.1mmD <i>Dríva</i> Surgical Drill, 16mmL	SV5.1DSN	
5.1mmD <i>Dríva</i> Surgical Drill, 22mmL	SV5.1DN	
5.7/5.1mmD <i>Dríva</i> Surgical Step Drill, 16mmL	TSV6DSN	
5.7/5.1mmD <i>Dríva</i> Surgical Step Drill, 22mmL	TSV6DN	
3.7mmD Cortical Bone Tap Tool	TT3.7	
4.1mmD Cortical Bone Tap Tool	TT4.1	
4.7mmD Cortical Bone Tap Tool	TT4.7	
6.0mmD Cortical Bone Tap Tool	TT6.0	
1.25mmD Hex Driver, Short, with <i>GemLock</i> Retention, 22mmL	HXGR1.25	
1.25mmD Hex Driver, Long, with <i>GemLock</i> Retention, 30mmL	HXLGR1.25	
1.25mmD Hex Driver, Short, 17mmL	HX1.25	
1.25mmD Hex Driver, Long, 22mmL	HXL1.25	
1.25mmD Latch-Lock Hex Driver, 23mmL	HX1.25D	
2.5mmD <i>GemLock</i> Retaining Hex Driver, Short, 17mmL	RH2.5	
2.5mmD <i>GemLock</i> Retaining Hex Driver, Long, 28mmL	RHL2.5	
2.5mmD <i>GemLock</i> Retaining Hex Driver, 21mmL	RHD2.5	
3.0mmD Hex Driver, Short, 17mmL	HX3.0-S	
3.0mmD Hex Driver, Long, 28mmL	HXL3.0-S	
3.0mmD Hex Driver, 25mmL	HX3.0D	
Drill Extender, 27mmL	DE	
Paralleling Tool (Qty. 4)	PPAR	
<i>GemLock</i> Retaining Square Ratchet	RSR	
Screwdriver Handle with Square Connection	SSH5	
Removal Tool for Internal Hex Implant Abutments	TLRT2	
<i>Tapered Screw-Vent</i> Staging Block	TSVBLK	





**Note:** Drills marked in blue are also included in TSVTRAYD on page 48.

**Zimmer Instrument Kit System (continued)**

Catalog Numbers		
Description	Catalog No.	Qty.
<b>Tapered Screw-Vent Starter Kit</b> (For placement of 3.7mmD and 4.7mmD Implants only)	<b>STRKIT</b>	<b>1 Ea.</b>
2.1/1.6mmD Drill, 15mmL	0201DSN	
2.3mmD <i>Dríva</i> Surgical Drill, Instrument Kit System, 22mmL	SV2.3DN	
2.8mmD <i>Dríva</i> Surgical Drill, Instrument Kit System, 22mmL	SV2.8DN	
3.4/2.8mmD <i>Dríva</i> Surgical Step Drill, Instrument Kit System, 22mmL	TSV3DN	
3.8mmD <i>Dríva</i> Surgical Drill, Instrument Kit System, 22mmL	SV3.8DN	
4.4/3.8mmD <i>Dríva</i> Surgical Step Drill, Instrument Kit System, 22mmL	TSV4DN	
1.25mmD Hex Driver, Short, with <i>GemLock</i> Retention, 22mmL	HXGR1.25	
1.25mmD Hex Driver, Long, with <i>GemLock</i> Retention, 30mmL	HXLGR1.25	
1.25mmD Hex Driver, Short, 17mmL	HX1.25	
2.5mmD <i>GemLock</i> Retaining Hex Driver, Long, 28mmL	RHL2.5	
2.5mmD <i>GemLock</i> Retaining Hex Driver, 21mmL	RHD2.5	
Drill Extender, 27mmL	DE	
Paralleling Tool (Qty. 4)	PPAR	
<i>GemLock</i> Retaining Square Ratchet	RSR	
Screwdriver Handle with Square Connection	SSHS	
Removal Tool for Internal Hex Implant Abutments	TLRT2	
3.7mmD Cortical Bone Tap Tool	TT3.7	
4.7mmD Cortical Bone Tap Tool	TT4.7	
<i>Tapered Screw-Vent</i> Staging Block	TSVBLK	
<b>Surgical Tray and Drills for <i>Trabecular Metal</i> and <i>Tapered Screw-Vent</i> Implants (Tray and Drills Only)</b> (includes TSVBLK and drills marked in blue on page 47)	<b>TSVTRAYD</b>	<b>1 Ea.</b>
 <b>Tapered Screw-Vent Staging Block (Block Only)</b>	<b>TSVBLK</b>	<b>1 Ea.</b>
 <b>Complete Surgical Kit for <i>Trabecular Metal</i>, <i>Tapered Screw-Vent</i>, <i>Zimmer One-Piece</i>, and <i>AdVent*</i> Implants</b> (includes TSVKIT, ZOPINS and TSVBLK)	<b>TZKIT</b>	<b>1 Ea.</b>








\* The *AdVent* Countersink Drill (AVCSD or AV6SCD) is not included in the *Zimmer* Instrument Kit System and must be purchased separately.

## Zimmer Guided Surgery Instrumentation

		Catalog Numbers	
		Description	Catalog No. Qty.
 <p>Can be inserted into Tapered Screw-Vent Surgical Kit (TSVKIT)</p>	<b>Zimmer Drill Module</b> (can be inserted into the TSVKIT for an all-in-one Guided Surgery Kit)	<b>GSMOD</b> <b>1 Ea.</b>	
	2.3mmD <i>Dríva</i> EG Surgical Drill, 19mmL 2.3mmD <i>Dríva</i> EG Surgical Drill, 25mmL 2.8/2.4mmD <i>Dríva</i> EG Surgical Step Drill, 19mmL 2.8/2.4mmD <i>Dríva</i> EG Surgical Step Drill, 25mmL 2.8mmD <i>Dríva</i> EG Surgical Drill, 19mmL 2.8mmD <i>Dríva</i> EG Surgical Drill, 25mmL 3.4/2.8mmD <i>Dríva</i> EG Surgical Step Drill, 19mmL 3.4/2.8mmD <i>Dríva</i> EG Surgical Step Drill, 25mmL 3.4mmD <i>Dríva</i> EG Surgical Drill, 19mmL 3.4mmD <i>Dríva</i> EG Surgical Drill, 25mmL 3.8/3.4mmD <i>Dríva</i> EG Surgical Step Drill, 19mmL 3.8/3.4mmD <i>Dríva</i> EG Surgical Step Drill, 25mmL 3.8mmD <i>Dríva</i> EG Surgical Drill, 19mmL 3.8mmD <i>Dríva</i> EG Surgical Drill, 25mmL 4.4/3.8mmD <i>Dríva</i> EG Surgical Step Drill, 19mmL 4.4/3.8mmD <i>Dríva</i> EG Surgical Step Drill, 25mmL	STR23D19 STR23D25 STP28D19 STP28D25 STR28D19 STR28D25 STP34D19 STP34D25 STR34D19 STR34D25 STP38D19 STP38D25 STR38D19 STR38D25 STP44D19 STP44D25	
	<b>Zimmer Drill Module (Plate Only)</b>	<b>GSTRAY</b> <b>1 Ea.</b>	
	<b>Zimmer Tube Adapter Kit*</b> (includes 1 each of Tube Adapters listed below) <b>Note:</b> EG Drills are used with Tube Adapter Kit.	<b>TADKIT</b> <b>1 Ea.</b>	
	<b>Replacement Zimmer Tube Adapters*</b>		
	2.3mmD Tube Adapter, A 2.8mmD Tube Adapter, A 3.4mmD Tube Adapter, A 2.3mmD Tube Adapter, B 2.8mmD Tube Adapter, B 3.4mmD Tube Adapter, B 3.8mmD Tube Adapter, B 4.4mmD Tube Adapter, B	TAD23A TAD28A TAD34A TAD23B TAD28B TAD34B TAD38B TAD44B	1 Ea. 1 Ea. 1 Ea. 1 Ea. 1 Ea. 1 Ea. 1 Ea. 1 Ea.











\* Must use drills with axial stripe.

### Surgical Drills

Catalog Numbers							
Diameter	8mmL	15mmL*	16mmL*	19mmL	22mmL*	25mmL	
 2.1/1.6mmD	•	0201DSN	•	•	•	•	
 2.1/1.6mmD	0201	•	•	•	•	•	
 2.3mmD	•	•	SV2.3DSN	STR23D19	SV2.3DN	STR23D25	
 2.8mmD	•	•	SV2.8DSN	STR28D19	SV2.8DN	STR28D25	
 3.4mmD	•	•	SV3.4DSN	STR34D19	SV3.4DN	STR34D25	
 3.8mmD	•	•	SV3.8DSN	STR38D19	SV3.8DN	STR38D25	
 5.1mmD	•	•	SV5.1DSN	•	SV5.1DN	•	

\* The 15mmL, 16mmL and 22mmL Drills feature axial stripes to help identify use with the *Zimmer Drill Stop Kit*.

### Surgical Step Drills










Diameter	16mmL*	19mmL	22mmL*	25mmL	Color Code
 2.8/2.4mmD	•	STP28D19	ZOP28DN	STP28D25	Blue 
 3.4/2.8mmD	TSV3DSN	STP34D19	TSV3DN	STP34D25	Green 
 3.8/3.4mmD	TSV3.8DSN	STP38D19	TSV3.8DN	STP38D25	White 
 4.4/3.8mmD	TSV4DSN	STP44D19	TSV4DN	STP44D25	Purple 
 5.7/5.1mmD	TSV6DSN	•	TSV6DN	•	Yellow 

\* The 15mmL, 16mmL and 22mmL Drills feature axial stripes to help identify use with the *Zimmer Drill Stop Kit*.

### SimPlant® Treatment Planning Software


Catalog Numbers			
Description	Catalog No.	Qty.	
<b>SimPlant Planner</b>			
<i>SimPlant Planner</i> – One License/Installation	SIMBAS	1	
<i>SimPlant Planner</i> – Additional Installation	SIMBASX	1	
<i>SimPlant Planner</i> – Floating License	NETBAS	1	
<i>SimPlant Planner</i> – Floating License, Additional Installation	NETBASX	1	
<i>SimPlant Planner</i> – Floating License Upgrade	BAS2NET	1	
<i>SimPlant Planner</i> – Floating License Upgrade for Additional Installations	BAS2NETX	1	
<i>SimPlant Planner</i> – Upgrade to <i>SimPlant Pro</i>	BAS2PRO	1	
<i>SimPlant Planner</i> – Upgrade to <i>SimPlant Master</i>	BAS2MAS	1	
<i>SimPlant Planner</i> – Maintenance Contract	BASMTN	1	
<b>SimPlant Pro</b>			
<i>SimPlant Pro</i> – One License/Installation	SIMPRO	1	
<i>SimPlant Pro</i> – Additional Installation	SIMPROX	1	
<i>SimPlant Pro</i> – Floating License	NETPRO	1	
<i>SimPlant Pro</i> – Floating License, Additional Installation	NETPROX	1	
<i>SimPlant Pro</i> – Floating License Upgrade	PRO2NET	1	
<i>SimPlant Pro</i> – Floating License Upgrade for Additional Installations	PRO2NETX	1	
<i>SimPlant Pro</i> – Upgrade to <i>SimPlant Master</i>	PRO2MAS	1	
<i>SimPlant Pro</i> – Maintenance Contract	PROMTN	1	
<b>SimPlant Master</b>			
<i>SimPlant Master</i> – One License/Installation	SIMMAS	1	
<i>SimPlant Master</i> – Maintenance Contract	MASMTN		
<b>Optional Modules</b>			
Advanced Bone Grafting Module	SIMBG	1	
Dual Scan Module	SIMDS	1	
<i>SimPlant</i> Optical Scan Module	SIMOS	1	
<i>SimPlant</i> SuperView Module	SIMSV	1	














- 1  
  
Drill Extender  
DE
- 2  
  
3.0mmD Round Bur  
1203
- 3  
  
Tapered Pilot Drill,  
2.1/1.6mmD, 15mmL  
0201DSN
- 4  
  
2.3mmD Drill, 22mmL  
SV2.3DN
- 5  
  
2.8/2.4mmD Step Drill,  
22mmL  
ZOP28DN
- 6  
  
2.8mmD Drill, 22mmL  
SV2.8DN
- 7  
  
3.4/2.8mmD Step Drill,  
22mmL  
TSV3DN
- 8  
  
3.8mmD Drill, 22mmL  
SV3.8DN
- 9  
  
4.4/3.8mmD Step Drill,  
22mmL  
TSV4DN


Note: Catalog No. 1203 is optional and must be purchased separately.



- 10  
  
3.0mmD Bone Tap  
ZOPT30
- 11  
  
3.7mmD Bone Tap  
ZOPT37
- 12  
  
4.7mmD Bone Tap  
ZOPT47
- 13  
  
2.5mmD GemLock  
Hex Driver  
RHD2.5

- 18  
  
3.0mmD Try-In, Straight  
ZOP30ST
- 19  
  
3.0mmD Try-In, 17°  
ZOP30AT
- 14  
  
3.0mmD Driver, Straight  
ZOPDRS
- 15  
  
3.0mmD Driver, 17°  
ZOPDRA
- 16  
  
3.7/4.7mmD Implant Driver,  
Long  
ZOPDRH
- 17  
  
3.7/4.7mmD Implant Driver,  
Short  
ZOPDRT
- 24  
  
GemLock Retaining  
Square Ratchet  
RSR
- 20  
  
3.7mmD Try-In, Straight  
ZOP37ST
- 21  
  
3.7mmD Try-In, 17°  
ZOP37AT
- 22  
  
4.7mmD Try-In, Straight  
ZOP47ST
- 23  
  
4.7mmD Try-In, 17°  
ZOP47AT


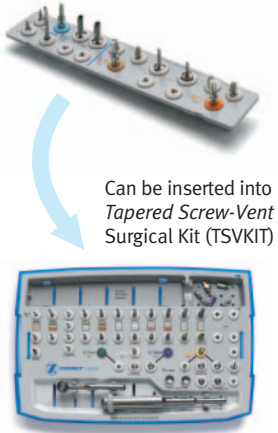


### Zimmer One-Piece Module



The Zimmer One-Piece Module snaps into the Tapered Screw-Vent Surgical Kit (TSVKIT) for an all-in-one Tapered Screw-Vent and Zimmer One-Piece Kit (TZKIT).

### Zimmer Instrument Kit System

#### Catalog Numbers

	Description	Catalog No.	Qty.
	<b>Zimmer One-Piece Surgical Kit (Standalone)</b>	<b>ZOPKIT</b>	<b>1 Ea.</b>
	2.1/1.6mmD Drill, 15mmL	0201DSN	
	2.3mmD <i>Dríva</i> Surgical Drill, 22mmL	SV2.3DN	
	2.8/2.4mmD <i>Dríva</i> Surgical Step Drill, 22mmL	ZOP28DN	
	2.8mmD <i>Dríva</i> Surgical Drill, 22mmL	SV2.8DN	
	3.4/2.8mmD <i>Dríva</i> Surgical Step Drill, 22mmL	TSV3DN	
	3.8mmD <i>Dríva</i> Surgical Drill, 22mmL	SV3.8DN	
	4.4/3.8mmD <i>Dríva</i> Surgical Step Drill, 22mmL	TSV4DN	
	Drill Extender, 27mmL	DE	
	2.5mmD <i>GemLock</i> Retaining Hex Driver, 21mmL	RHD2.5	
	<i>GemLock</i> Retaining Square Ratchet	RSR	
	3.0mmD Cortical Bone Tap Tool, 22mmL	ZOPTT30	
	3.7mmD Cortical Bone Tap Tool, 22mmL	ZOPTT37	
	4.7mmD Cortical Bone Tap Tool, 22mmL	ZOPTT47	
	3.0mmD Implant Try-in, Straight	ZOP30ST	
	3.0mmD Implant Try-in, 17°	ZOP30AT	
	3.7mmD Implant Try-in, Straight	ZOP37ST	
	3.7mmD Implant Try-in, 17°	ZOP37AT	
	4.7mmD Implant Try-in, Straight	ZOP47ST	
	4.7mmD Implant Try-in, 17°	ZOP47AT	
	3.0mmD Implant Driver, Straight, 24mmL	ZOPDRS	
	3.0mmD Implant Driver, 17°, 24mmL	ZOPDRA	
	3.7/4.7mmD Implant Driver, Straight and 17°, Long, 24mmL	ZOPDRH	
	3.7/4.7mmD Implant Driver, Straight and 17°, Short, 19mmL	ZOPDRT	
	<i>Tapered Screw-Vent</i> Staging Block	TSVBLK	
 <p data-bbox="316 1281 495 1354">Can be inserted into <i>Tapered Screw-Vent</i> Surgical Kit (TSVKIT)</p>	<b>Zimmer One-Piece Module</b>	<b>ZOPINS</b>	<b>1 Ea.</b>
	<i>[can be inserted into the TSVKIT for an all-in-one <i>Trabecular Metal</i>, <i>Tapered Screw-Vent</i> and <i>Zimmer One-Piece Kit</i> (TZKIT)]</i>		
	2.8/2.4mmD <i>Dríva</i> Surgical Step Drill, Instrument Kit System, 17mmL	ZOP28DN	
	3.0mmD Cortical Bone Tap Tool, 22mmL	ZOPTT30	
	3.7mmD Cortical Bone Tap Tool, 22mmL	ZOPTT37	
	4.7mmD Cortical Bone Tap Tool, 22mmL	ZOPTT47	
	3.0mmD Implant Try-in, Straight	ZOP30ST	
	3.0mmD Implant Try-in, 17°	ZOP30AT	
	3.7mmD Implant Try-in, Straight	ZOP37ST	
	3.7mmD Implant Try-in, 17°	ZOP37AT	
	4.7mmD Implant Try-in, Straight	ZOP47ST	
	4.7mmD Implant Try-in, 17°	ZOP47AT	
	3.0mmD Implant Driver, Straight, 24mmL	ZOPDRS	
	3.0mmD Implant Driver, 17°, 24mmL	ZOPDRA	
	3.7/4.7mmD Implant Driver, Straight and 17°, Long, 24mmL	ZOPDRH	
	3.7/4.7mmD Implant Driver, Straight and 17°, Short, 19mmL	ZOPDRT	
	<b>Zimmer One-Piece Module (Plate Only)</b>	<b>ZOPTRAY</b>	<b>1 Ea.</b>
	<b>Complete Surgical Kit for <i>Trabecular Metal</i>, <i>Tapered Screw-Vent</i>, <i>Zimmer One-Piece</i>, and <i>AdVent*</i> Implants</b> <i>(includes TSVKIT, ZOPINS and TSVBLK)</i>	<b>TZKIT</b>	<b>1 Ea.</b>
	* The <i>AdVent</i> Countersink Drill (AVCSD or AV6SCD) is not included in the <i>Zimmer Instrument Kit System</i> and must be purchased separately.		



## Surgery Just Got Easier









With the *Zimmer* Instrument Kit System there's no more straining your eyes looking for the right tool or worrying about optimizing your time.

- Everything is logically organized with an intuitive instrument flow that complements the surgical sequence for each implant diameter
- Kits and selected instruments are color-coded by implant diameter and according to the surgical protocol
- Instruments are clearly labeled for easy identification
- Kit layout and drilling sequence charts are provided to give you additional step-by-step guidance






Kits are designed for flexibility. Use just one kit to place *Trabecular Metal*, *Tapered Screw-Vent*, *Zimmer One-Piece* and *Advent* Implants. The kit can also be upgraded easily for use with *Zimmer Guided Surgery* Instrumentation.







### Insertion Tools for Zimmer One-Piece Implants

Catalog Numbers		
	Description	Catalog No.
	3.0mmD Implant Driver, Straight, 24mmL	ZOPDRS
	3.0mmD Implant Driver, 17°, 24mmL	ZOPDRA
	3.7/4.7mmD Implant Driver, Straight and 17°, Long, 24mmL	ZOPDRH
	3.7/4.7mmD Implant Driver, Straight and 17°, Short, 19mmL	ZOPDRT
	2.5mmD <i>GemLock</i> Retaining Hex Driver, 21mmL	RHD2.5
	<i>GemLock</i> Retaining Square Ratchet	RSR
	Stainless Steel Screwdriver Handle	SSHS
	Drill Extender, 27mmL	DE

### Cortical Bone Taps for Zimmer One-Piece Implants

Catalog Numbers		
	Description	Catalog No.
	3.0mmD Cortical Bone Tap Tool	ZOPTT30
	3.7mmD Cortical Bone Tap Tool	ZOPTT37
	4.7mmD Cortical Bone Tap Tool	ZOPTT47

### Implant Try-ins for Zimmer One-Piece Implants

Catalog Numbers		
	Description	Catalog No.
	3.0mmD Implant Try-in, Straight	ZOP30ST
	3.0mmD Implant Try-in, 17°	ZOP30AT
	3.7mmD Implant Try-in, Straight	ZOP37ST
	3.7mmD Implant Try-in, 17°	ZOP37AT
	4.7mmD Implant Try-in, Straight	ZOP47ST
	4.7mmD Implant Try-in, 17°	ZOP47AT


## A SMARTER SOLUTION FOR CONTROLLING DRILLING DEPTH

The *Zimmer* Drill Stop Kit includes a set of reusable titanium drill stops designed to limit drilling depth from bone level during osteotomy preparation.




### ◎ SIMPLY "PICK & GO"

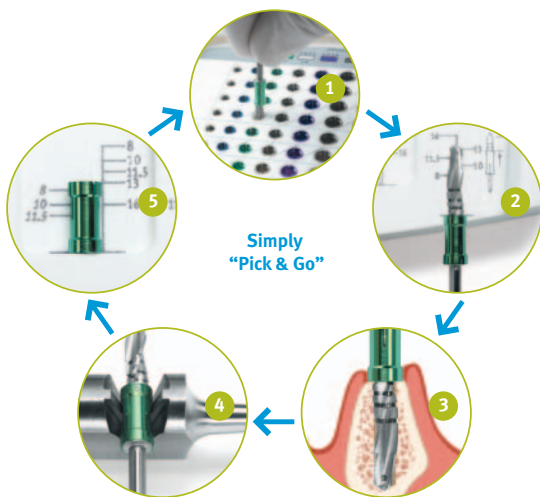
- Ease of use
- Time savings
- Cost-efficient design



Drill Stops are only intended for use with updated *Dríva* Drills marked with axial stripes.



With convenient “pick & go” simplicity, easy-to-follow color-coding and organization, and a host of other time-saving features, the Zimmer Drill Stop Kit is designed to rise above all other depth control solutions.



#### Step 1:

Select the appropriate Drill Stop.

#### Step 2:

Verify drilling depth by using the Drill Depth Guide.

#### Step 3:

Create the osteotomy to a predetermined depth.

#### Step 4:

When done, simply disengage the Drill Stop using the Multi-tool or by hand.

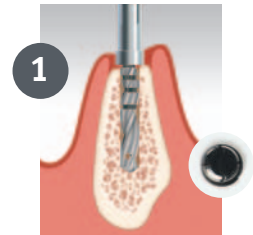
#### Step 5:

Before placing the Drill Stop back into the kit, verify the stop's location in the kit by using the Drill Stop Guide to ensure proper placement.



## Sample Sequence

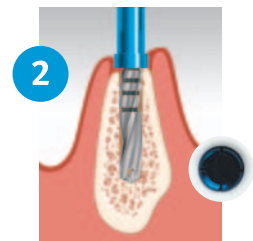
Osteotomy for a 3.7mmD x 13mmL Tapered Screw-Vent Implant, using a 17/22mmL Driva Drill.



**SV2.3DN**  
2.3mmD  
Drill

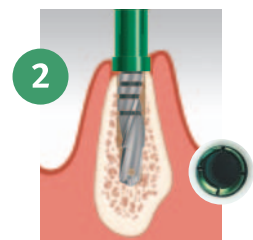
**Step 1:** From the 13mmL implant row, select the Drill Stop for a 2.3mmD Pilot Drill.

#### For Soft Bone



**SV2.8DN**  
2.8mmD  
Drill

#### For Dense Bone



**TSV3DN**  
3.4/2.8mmD  
Drill

**Step 2:** From the same row, select the Drill Stop for a 2.8mmD Drill (final for soft bone) or skip to the Drill Stop for a 3.4/2.8mmD Step Drill (final for dense bone).

## Zimmer Drill Stop Kit

### Catalog Numbers

Description	Catalog No.	Qty.
<b>Complete Drill Stop Kit for Tapered Screw-Vent and ZOPKIT Zimmer One-Piece Implants (drills not included)</b>	<b>DSKIT</b>	<b>1</b>
Stop Set, 8mmL Implant, 2.3 - 4.4/3.8mmD x 17/22mmL <i>Dríva</i> Drill	SS8D22	5
Stop Set, 10mmL Implant, 2.3 - 4.4/3.8mmD x 17/22mmL <i>Dríva</i> Drill	SS10D22	5
Stop Set, 11.5mmL Implant, 2.3 - 4.4/3.8mmD x 17/22mmL <i>Dríva</i> Drill	SS11D22	5
Stop Set, 13mmL Implant, 2.3 - 4.4/3.8mmD x 17/22mmL <i>Dríva</i> Drill	SS13D22	5
Stop Set, 8mmL Implant, 2.3 - 4.4/3.8mmD x 11/16mmL <i>Dríva</i> Drill	SS8D16	5
Stop Set, 10mmL Implant - 11/16mmL <i>Dríva</i> Drill and 16mmL Implant - 17/22mmL <i>Dríva</i> Drill, 2.3 - 4.4/3.8mmD <i>Dríva</i> Drill	SS10D16	5
Stop Set, 11.5mmL Implant, 2.3 - 4.4/3.8mmD x 11/16mmL <i>Dríva</i> Drill	SS11D16	5
Stop Set, 8-16mmL Implant, 5.1mmD x 11/16mmL & 17/22mmL <i>Dríva</i> Drill	SS51D	7
Stop Set, 8-16mmL Implant, 5.7/5.1mmD x 11/16mmL & 17/22mmL <i>Dríva</i> Drill	SS57D	7
Drill Stop Multi-Tool	MTL	1



## Replacement Drill Stop Sets and Accessories

### Catalog Numbers


Description	Catalog No.	Qty.
Stop Set, 8mmL Implant, 2.3 - 4.4/3.8mmD x 17/22mmL <i>Dríva</i> Drill	SS8D22	5
Stop Set, 10mmL Implant, 2.3 - 4.4/3.8mmD x 17/22mmL <i>Dríva</i> Drill	SS10D22	5
Stop Set, 11.5mmL Implant, 2.3 - 4.4/3.8mmD x 17/22mmL <i>Dríva</i> Drill	SS11D22	5
Stop Set, 13mmL Implant, 2.3 - 4.4/3.8mmD x 17/22mmL <i>Dríva</i> Drill	SS13D22	5
Stop Set, 8mmL Implant, 2.3 - 4.4/3.8mmD x 11/16mmL <i>Dríva</i> Drill	SS8D16	5
Stop Set, 10mmL Implant - 11/16mmL <i>Dríva</i> Drill and 16mmL Implant - 17/22mmL <i>Dríva</i> Drill, 2.3 - 4.4/3.8mmD <i>Dríva</i> Drill	SS10D16	5
Stop Set, 11.5mmL Implant, 2.3 - 4.4/3.8mmD x 11/16mmL <i>Dríva</i> Drill	SS11D16	5
Stop Set, 8-16mmL Implant, 5.1mmD x 11/16mmL & 17/22mmL <i>Dríva</i> Drill	SS51D	7
Stop Set, 8-16mmL Implant, 5.7/5.1mmD x 11/16mmL & 17/22mmL <i>Dríva</i> Drill	SS57D	7
Drill Stop Multi-Tool	MTL	1



## High-Performance Driva Drills



A product of extensive research and testing, high performance and internally-irrigated *Driva* Drills are reusable and deliver high levels of sharpness and longevity.

- Enhanced drill design to facilitate cleaning and sterilization
- Color bands and size etching help in simple identification and replacement
- All drills are made of an advanced grade of stainless steel, with a progressive geometry that provides high levels of strength and cutting efficiency
- A corrosion-resistant coating protects drill sharpness
- Grooves and laser-etched depth bands deliver improved visibility



### Surgical Drills





#### Catalog Numbers

Diameter	8mmL	15mmL*	16mmL*	19mmL	22mmL*	25mmL
 2.1/1.6mmD	•	0201DSN	•	•	•	•
 2.1/1.6mmD	0201	•	•	•	•	•

\* The 15mmL, 16mmL and 22mmL Drills feature axial stripes to help identify use with the *Zimmer* Drill Stop Kit.

### Surgical Drills











#### Catalog Numbers

Diameter	8mmL	15mmL*	16mmL*	19mmL	22mmL*	25mmL
 2.3mmD	•	•	SV2.3DSN	STR23D19	SV2.3DN	STR23D25
 2.8mmD	•	•	SV2.8DSN	STR28D19	SV2.8DN	STR28D25
 3.4mmD	•	•	SV3.4DSN	STR34D19	SV3.4DN	STR34D25
 3.8mmD	•	•	SV3.8DSN	STR38D19	SV3.8DN	STR38D25
 5.1mmD	•	•	SV5.1DSN	•	SV5.1DN	•

\* The 15mmL, 16mmL and 22mmL Drills feature axial stripes to help identify use with the *Zimmer* Drill Stop Kit.

### Surgical Step Drills



#### Catalog Numbers

Diameter	16mmL*	19mmL	22mmL*	25mmL	Color Code
 2.8/2.4mmD	•	STP28D19	ZOP28DN	STP28D25	Blue 
 3.4/2.8mmD	TSV3DSN	STP34D19	TSV3DN	STP34D25	Green 
 3.8/3.4mmD	TSV3.8DSN	STP38D19	TSV3.8DN	STP38D25	White 
 4.4/3.8mmD	TSV4DSN	STP44D19	TSV4DN	STP44D25	Purple 
 5.7/5.1mmD	TSV6DSN	•	TSV6DN	•	Yellow 


\* The 15mmL, 16mmL and 22mmL Drills feature axial stripes to help identify use with the *Zimmer* Drill Stop Kit.

### Countersink Drills for AdVent Implants

#### Catalog Numbers

Diameter	Catalog No.
 4.8/2.8mmD Countersink Drill	AVCS D
 6.0/3.8mmD Countersink Drill	AV6CS D



The depth markings are machined and laser-etched for increased visibility. The bands are located approximately 1mm longer than the implant-abutment junction.  
(for example: the 13mm band is dimensioned 14mm from the tip of the drill)









### Cleaning Tool

Catalog Numbers		
Description	Catalog No.	Qty.
 Driva Drill Cleaning Wire	NM1940	1 Ea.

### Surgical Instruments for Tapered Screw-Vent, Screw-Vent and AdVent Implants

Catalog Numbers		
Description	Catalog No.	
 GemLock Retaining Square Ratchet for Implant Placement with Hex Drivers RH2.5/RHL2.5 or FMT Directly	RSR	
 Stainless Steel Screwdriver Handle with Square Connection for Implant Placement with Hex Drivers RH2.5/RHL2.5 or FMT Directly	SSHS	

### Hex Drivers 1.25mmD for Tapered Screw-Vent, Screw-Vent and AdVent Implants

Catalog Numbers		
Description	Catalog No.	
 Hex Driver, Short, for Tightening of Surgical and Prosthetic Screws (1.25mmD, 17mmL)	HX1.25	
 Hex Driver, Long, for Tightening of Surgical and Prosthetic Screws (1.25mmD, 22mmL)	HXL1.25	
 Hex Driver, Short, with GemLock Retention (1.25mmD, 22mmL)	HXGR1.25	
 Hex Driver, Long, with GemLock Retention (1.25mmD, 30mmL)	HXLGR1.25	
 Latch-Lock Hex Driver (Short) for Surgical and Prosthetic Screws (1.25mmD, 23mmL) (may require Reduction Handpiece)	HX1.25D	
 Latch-Lock Hex Driver (Long) for Surgical and Prosthetic Screws (1.25mmD, 26mmL) (may require Reduction Handpiece)	HXL1.25D	

### Hex Drivers 2.5mmD for Tapered Screw-Vent, Screw-Vent and AdVent Implants

Catalog Numbers		
Description	Catalog No.	
 GemLock Retaining Hex Driver (2.5mmD, 21mmL)	RHD2.5	
 GemLock Retaining Hex Driver, Short (2.5mmD, 17mmL)	RH2.5	
 GemLock Retaining Hex Driver, Long (2.5mmD, 28mmL)	RHL2.5	

**Note:** 2.5mmD Hex Drivers (GemLock Delivery System) should be used to deliver all Tapered Screw-Vent Implants via the Fixture Mount/Transfer.

## Multiple configurations. Streamlined procedures.

Individual needs and surgical styles are met with one easily customizable kit.

- The *Tapered Screw-Vent* Surgical Kit can be easily combined with optional modules to allow customization for *Zimmer Guided Surgery* and *Zimmer One-Piece Implants*
- Standalone options are available for the individual *Tapered Screw-Vent* or *Zimmer One-Piece* kits
- Our unique Staging Block allows you to have just the instruments you need next to the patient during surgery
- Extra storage space is available for additional instruments



Complete *Tapered Screw-Vent* Surgical Kit



Zimmer One-Piece Module



Zimmer Drill Module for Guided Surgery

### Hex Drivers 3.0mmD for Tapered Screw-Vent and AdVent Implants

#### Catalog Numbers

	Description	Catalog No.
	Hex Driver for Implants with 3.0mmD Hex (may require Reduction Handpiece) (3.0mmD, 25mmL)	HX3.0D
	Hex Driver, Short, for Implants with 3.0mmD Hex (3.0mmD, 17mmL)	HX3.0-S
	Hex Driver, Long, for Implants with 3.0mmD Hex (3.0mmD, 28mmL)	HXL3.0-S

**Note:** 3.0mmD Hex Drivers are used to place the 6.0mmD *Tapered Screw-Vent* and all *AdVent* Implants without a Fixture Mount/Transfer.

### Cortical Bone Taps (Triple-Lead Threads) for Tapered Screw-Vent and AdVent Implants

#### Catalog Numbers

	Description	Catalog No.
	3.7mmD Cortical Bone Tap Tool	TT3.7
	4.1mmD Cortical Bone Tap Tool	TT4.1
	4.7mmD Cortical Bone Tap Tool	TT4.7
	6.0mmD Cortical Bone Tap Tool	TT6.0

### Miscellaneous Surgical Instruments

#### Catalog Numbers

	Description	Catalog No.
	Drill Extender, 27mmL	DE
	Paralleling Tool	PPAR
	Removal Tool for Screw-Type Implants, Carbide Steel (do not autoclave)	IRT
	Removal Tool for Internal Hex Implant Abutments	TLRT2
	Round Bur	1203

### Single-Patient Drills for Tapered Screw-Vent and AdVent Implants

Catalog Numbers		
Description	Contents	Catalog No.
Drill Kit, Single-Patient, Long 3.7mmD Implant, 17mmL	3.0mmD Round Bur 2.3mmD Pilot Drill 3.4/2.8mmD Stepped Drill	DSTK3
Drill Kit, Single-Patient, Short 3.7mmD Implant, 11mmL	3.0mmD Round Bur 2.3mmD Pilot Drill 3.4/2.8mmD Stepped Drill	DSTK3S
Drill, Single-Patient, Long 4.7mmD Implant, 17mmL	4.4/3.8mmD Stepped Drill	DST4
Drill, Single-Patient, Short 4.7mmD Implant, 11mmL	4.4/3.8mmD Stepped Drill	DST4S
Drill, Single-Patient, Long 6.0mmD Implant, 17mmL	5.7/5.1mmD Stepped Drill	DST6
Drill, Single-Patient, Short 6.0mmD Implant, 11mmL	5.7/5.1mmD Stepped Drill	DST6S

**Note:** No internal irrigation.

#### Surgical Sequence Requirements

##### 3.7mmD Tapered Screw-Vent and AdVent Implants

		<b>DSTK3</b> 8, 10, 11.5, 13 or 16mmL
		<b>DSTK3S</b> 8 or 10mmL

##### 4.7mmD Tapered Screw-Vent and AdVent Implants

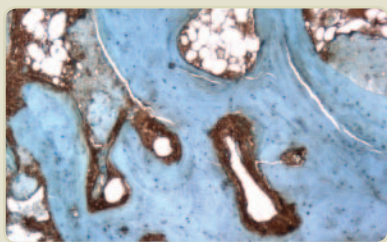
		<b>DSTK3</b> 8, 10, 11.5, 13 or 16mmL		<b>DST4</b> 8, 10, 11.5, 13 or 16mmL
		<b>DSTK3S</b> 8 or 10mmL		<b>DST4S</b> 8 or 10mmL

##### 6.0mmD Tapered Screw-Vent Implants

		<b>DSTK3</b> 8, 10, 11.5, 13 or 16mmL		<b>DST4</b> 8, 10, 11.5, 13 or 16mmL		<b>DST6</b> 8, 10, 11.5, 13 or 16mmL
		<b>DSTK3S</b> 8 or 10mmL		<b>DST4S</b> 8 or 10mmL		<b>DST6S</b> 8 or 10mmL



## There's No Comparison



Zimmer Dental now offers the most comprehensive line of regenerative biologics available. This ever-expanding range of solutions provide the breadth and depth that clinicians need to complete regenerative procedures, while broadening the success of their practice.

### Hard Tissue Augmentation

- *Puros* Cancellous Particulate Allograft
- *Puros* Cortical Particulate Allograft
- *Puros* Block Allograft
- *Puros* Demineralized Bone Matrix (DBM) Putty and Putty with Chips

### Soft Tissue Augmentation

- *Puros* Dermis Allograft Tissue Matrix

### Barrier Membranes

- *BioMend*® and *BioMend*® *Extend*™ Absorbable Collagen Membranes
- *Puros* Pericardium Membrane
- *CopiOs* Pericardium Membrane
- *Zimmer*® Socket Repair Membrane

### Graft Containment

- *Zimmer CurV*™ Pre-Shaped Collagen Membranes
- *Zimmer* Collagen Capsules and Wedge


### Wound Dressings

- *CollaTape*® Wound Dressing
- *CollaCote*® Wound Dressing
- *CollaPlug*® Wound Dressing

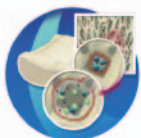
## Puros® Allografts

### The Benefits of the Multi-Step Tutoplast Process

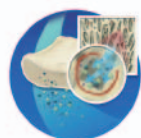
In the span of 39 days, the process preserves the valuable minerals, collagen matrix and tissue integrity while inactivating pathogens and gently removing unwanted materials, such as cells, antigens and viruses<sup>1,2</sup>



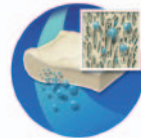
Delipidization



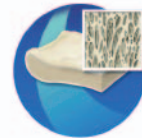
Osmotic treatment



Oxidative treatment



Solvent dehydration



Low-dose gamma irradiation

## Hard Tissue Augmentation – Allograft

### Puros® Cancellous Particulate Allograft

#### Catalog Numbers

Description	Catalog No.
<i>Puros</i> Cancellous Particles, 0.5cc, 250-1000	68210
<i>Puros</i> Cancellous Particles, 1cc, 250-1000	68211
<i>Puros</i> Cancellous Particles, 2cc, 250-1000	68209
<i>Puros</i> Cancellous Particles, 0.5cc, 1000-2000	68212
<i>Puros</i> Cancellous Particles, 1cc, 1000-2000	68213
<i>Puros</i> Cancellous Particles, 2cc, 1000-2000	68214



### Puros® Cortical Particulate Allograft

#### Catalog Numbers

Description	Catalog No.
<i>Puros</i> Cortical Particles, 0.5cc, 250-1000	68271
<i>Puros</i> Cortical Particles, 1cc, 250-1000	68272
<i>Puros</i> Cortical Particles, 2cc, 250-1000	68273
<i>Puros</i> Cortical Particles, 0.5cc, 1000-2000	68274
<i>Puros</i> Cortical Particles, 1cc, 1000-2000	68275
<i>Puros</i> Cortical Particles, 2cc, 1000-2000	68276



1. Schoepf C. Allograft safety: efficacy of the Tutoplast® Process. IMOI. 2006;1:10-15.

2. Data on file with RTI Biologics, Inc.

Please note that not all products and regenerative materials are registered or available in every country/region, and part numbers for *Puros* Allografts and *CopiOs* Pericardium Membranes vary. Please check with a Zimmer Dental representative for availability and additional information.

## Hard Tissue Augmentation (continued)

### Puros® Cortico-Cancellous Allograft



Catalog Numbers	
Description	Catalog No.
<i>Puros</i> Cortico-Cancellous Particles, 0.5cc, 250-1000	68800
<i>Puros</i> Cortico-Cancellous Particles, 1cc, 250-1000	68801
<i>Puros</i> Cortico-Cancellous Particles, 2cc, 250-1000	68802
<i>Puros</i> Cortico-Cancellous Particles, 0.5cc, 1000-2000	68803
<i>Puros</i> Cortico-Cancellous Particles, 1cc, 1000-2000	68804
<i>Puros</i> Cortico-Cancellous Particles, 2cc, 1000-2000	68805

### Puros® Block Allograft



Catalog Numbers	
Description	Catalog No.
<i>Puros</i> Block Allograft, 10mm	68220
<i>Puros</i> Block Allograft, 15mm	68221

### Puros® Demineralized Bone Matrix\*



Catalog Numbers	
Description	Catalog No.
<i>Puros</i> Demineralized Bone Matrix (DBM) Putty, 0.5cc	00-1105-005-01
<i>Puros</i> Demineralized Bone Matrix (DBM) Putty, 1cc	00-1105-010-01
<i>Puros</i> Demineralized Bone Matrix (DBM) Putty, 2cc	00-1105-020-01
<i>Puros</i> Demineralized Bone Matrix (DBM) Putty with Chips, 0.5cc	00-1105-005-02
<i>Puros</i> Demineralized Bone Matrix (DBM) Putty with Chips, 1cc	00-1105-010-02
<i>Puros</i> Demineralized Bone Matrix (DBM) Putty with Chips, 2cc	00-1105-020-02

\* Allograft

## Supporting and Inspiring Nature.

Zimmer Dental's comprehensive biologically derived regenerative portfolio has expanded to include non-biologic products: *IngeniOs* Synthetic Bone Particles.



These 100% non-biologic products are made of pure-phase hydroxyapatite (HA) and can be utilized alone or as a graft mix-in providing radiopacity or volume preservation. They are designed to support vascularized bone formation, osseointegration and have up to 80% interconnected porosity.



These pure-phase beta tricalcium phosphate 100% non-biologic products are silicated, providing the potential for increased bioactivity. They are designed to resorb in balance with replacement by naturally-regenerating mineralized bone and have 75% interconnected porosity, which is designed to enable ingrowth of healthy bone tissue.

### *IngeniOs*™ HA Synthetic Bone Particles

#### Catalog Numbers

Description	Catalog No.
<i>IngeniOs</i> HA Particles, 0.25cc, 250-1000	0-802501
<i>IngeniOs</i> HA Particles, 0.5cc, 250-1000	0-800501
<i>IngeniOs</i> HA Particles, 1cc, 250-1000	0-801001
<i>IngeniOs</i> HA Particles, 2cc, 250-1000	0-802001
<i>IngeniOs</i> HA Particles, 0.25cc, 1000-2000	0-902501
<i>IngeniOs</i> HA Particles, 0.5cc, 1000-2000	0-900501
<i>IngeniOs</i> HA Particles, 1cc, 1000-2000	0-901001
<i>IngeniOs</i> HA Particles, 2cc, 1000-2000	0-902001



### *IngeniOs*™ beta-TCP Bioactive Synthetic Bone Particles

#### Catalog Numbers

Description	Catalog No.
<i>IngeniOs</i> beta-TCP Particles, 0.25cc, 250-1000	0-602501
<i>IngeniOs</i> beta-TCP Particles, 0.5cc, 250-1000	0-600501
<i>IngeniOs</i> beta-TCP Particles, 1cc, 250-1000	0-601001
<i>IngeniOs</i> beta-TCP Particles, 2cc, 250-1000	0-602001
<i>IngeniOs</i> beta-TCP Particles, 0.25cc, 1000-2000	0-702501
<i>IngeniOs</i> beta-TCP Particles, 0.5cc, 1000-2000	0-700501
<i>IngeniOs</i> beta-TCP Particles, 1cc, 1000-2000	0-701001
<i>IngeniOs</i> beta-TCP Particles, 2cc, 1000-2000	0-702001

## Soft Tissue Augmentation

### Puros® Dermis Allograft Tissue Matrix\*

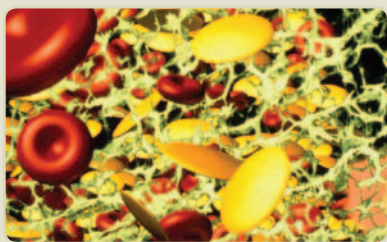
		Catalog Numbers	
	Description		Catalog No.
<b>Thick</b> 	<i>Puros</i> Dermis Tissue Matrix, 10x10mm, 0.8-1.8mm		68793
	<i>Puros</i> Dermis Tissue Matrix, 10x20mm, 0.8-1.8mm		68790
	<i>Puros</i> Dermis Tissue Matrix, 10x40mm, 0.8-1.8mm		68791
<b>Thin</b> 	<i>Puros</i> Dermis Tissue Matrix, 20x40mm, 0.8-1.8mm		68792
	<i>Puros</i> Dermis Tissue Matrix, 10x10mm, 0.3-0.8mm		68794
	<i>Puros</i> Dermis Tissue Matrix, 10x20mm, 0.3-0.8mm		68795
	<i>Puros</i> Dermis Tissue Matrix, 10x40mm, 0.3-0.8mm		68796
	<i>Puros</i> Dermis Tissue Matrix, 20x40mm, 0.3-0.8mm		68797

\* Allograft



Please note that not all products and regenerative materials are registered or available in every country/region, and part numbers for *Puros* Allografts and *CopiOs* Pericardium Membranes vary. Please check with a Zimmer Dental representative for availability and additional information.


## The Collagen Advantage



Colla Wound Dressings, *BioMend* Membranes, and *Zimmer* Socket Repair Membranes are composed of Type I Collagen derived from bovine tendon. Due to the physiochemical properties of the collagen matrix, these products promote hemostasis and wound healing, are nonimmunogenic, and are resorbed by the body.


## Barrier Membranes

### BioMend and BioMend Extend Absorbable Collagen Membranes\*

Catalog Numbers	
Description	Catalog No.
 <i>BioMend</i> Membrane, 15x20mm	0103
<i>BioMend</i> Membrane, 20x30mm	0105
<i>BioMend</i> Membrane, 30x40mm	0107
<i>BioMend Extend</i> Membrane, 15x20mm	0140
<i>BioMend Extend</i> Membrane, 20x30mm	0141
<i>BioMend Extend</i> Membrane, 30x40mm	0142


\* Xenograft

### Puros® Pericardium Membrane\*

Catalog Numbers	
Description	Catalog No.
 <i>Puros</i> Pericardium Membrane, 15x20mm	68770
<i>Puros</i> Pericardium Membrane, 20x30mm	68771
<i>Puros</i> Pericardium Membrane, 30x40mm	68772


\* Allograft

### CopiOs® Pericardium Membrane\*

Catalog Numbers	
Description	Catalog No.
 <i>CopiOs</i> Pericardium Membrane, 15x20mm	77776
<i>CopiOs</i> Pericardium Membrane, 20x30mm	77777
<i>CopiOs</i> Pericardium Membrane, 30x40mm	77778

\* Xenograft

### Zimmer Socket Repair Membrane\*

Catalog Numbers	
Description	Catalog No.
 <i>Zimmer</i> Socket Repair Membrane, 10x20mm	0154

\* Xenograft

## Graft Containment

### Zimmer CurV Pre-Shaped Collagen Membranes\*



Catalog Numbers	
Description	Catalog No.
Zimmer CurV Membrane, Posterior	0174
Zimmer CurV Membrane, Anterior	0175

\* Xenograft. Call for availability in your area.

### Zimmer Collagen Capsules and Wedge\*



Catalog Numbers	
Description	Catalog No.
Zimmer Collagen Capsule, Small	0170
Zimmer Collagen Capsule, Medium	0171
Zimmer Collagen Capsule, Large	0172
Zimmer Collagen Wedge 23x38mm	0173

\* Xenograft

### Collagen Capsule Delivery Instruments



Catalog Numbers	
Description	Catalog No.
Capsule Delivery Instrument, Thin	CDI01
Capsule Delivery Instrument, Thick	CDI02



Please note that not all products and regenerative materials are registered or available in every country/region, and part numbers for *Puros* Allografts and *CopiOs* Pericardium Membranes vary. Please check with a Zimmer Dental representative for availability and additional information.

## Sinus Lift Solutions

### ZIMMER SINUS LIFT BALLOON

**KEY BENEFIT:** *Zimmer Sinus Lift Balloon* is a versatile, minimally invasive tool designed to gently and uniformly lift the Schneiderian membrane without the use of sharp instruments.

### SINUS LATERAL APPROACH KIT

**KEY BENEFIT:** Provides the instrumentation needed to ensure a minimal flap size and window size over conventional techniques. Additionally, instruments provide a method of opening the lateral wall near the crest.

### SINUS CRESTAL APPROACH KIT

**KEY BENEFIT:** Minimally invasive instrumentation designed to create an osteotomy into the inferior cortical bone without tearing the Schneiderian membrane.



### RC SINUS LIFT KIT

**KEY BENEFIT:** The RC Sinus Lift Kit is a set of five instruments for use in releasing and elevating the Schneiderian membrane. Custom-designed instruments for both left- and right-sinus angulations. All instruments are designed with grooves for grip control, plus color and number coding to assist the clinician. Instrument #2 (Piezio-like tip) is also sold separately.

## Sinus Lift Solutions

### Zimmer® Sinus Lift Balloon

#### Catalog Numbers

Description	Catalog No.
<i>Zimmer Sinus Lift Balloon, Straight</i>	14002
<i>Zimmer Sinus Lift Balloon, Angled</i>	14003
<i>Zimmer Sinus Lift Balloon, Micro-mini</i>	14004



### Sinus Lateral Approach Kit

#### Catalog Numbers

Description	Catalog No.
Sinus Lateral Approach Instrument Kit	SLAKIT



### Sinus Crestal Approach Kit

#### Catalog Numbers

Description	Catalog No.
Sinus Crestal Approach Instrument Kit	SCAKIT



### RC Sinus Lift Kit

#### Catalog Numbers




Description	Catalog No.
Sinus Lift Kit, 5 Piece	RCSLK
Instrument #2	2RC



Please note that not all products and regenerative materials are registered or available in every country/region, and part numbers for *Puros* Allografts and *CopiOs* Pericardium Membranes vary. Please check with a Zimmer Dental representative for availability and additional information.

## Wound Dressings

### CollaTape, CollaCote & CollaPlug Collagen Wound Dressings\*

Catalog Numbers		
	Description	Catalog No.
	CollaTape Wound Dressing, 10/Pkg.	0100
	CollaCote Wound Dressing, 10/Pkg.	0101
	CollaPlug Wound Dressing, 10/Pkg.	0102

\* Xenograft



## Zimmer Institute

Zimmer Dental is committed to providing dental professionals with the educational programs needed to **complement skill sets** and help clinicians **achieve unprecedented levels of professional satisfaction and success**. The world-class learning environment at the Zimmer Institute provides a unique opportunity for dental professionals to refine and enhance their skills. The emphasis on repetition through simulation enables participants to return home and immediately incorporate their learning experience into their own practice.

### Beyond the classroom.

Zimmer Institute transforms the traditional classroom into a **revolutionary consultative collaboration**, featuring high-definition cameras and streaming video capabilities that elevate didactic sessions to a higher level of learning. In Zimmer Institute's **Simulated Patient Training (SimLab)**, clinicians are presented with **real-life scenarios**, enabling practice of patient case exploration, case discussions and authentic supporting documentation on surgical and restorative mannequins.

For more information about course enrollment, contact a Zimmer sales representative at 1 (800) 854-7019.



**ZIMMER INSTITUTE EAST**  
Parsippany, NJ  
New York  
Metropolitan Area



**ZIMMER INSTITUTE WEST**  
Carlsbad, CA



**ZIMMER INSTITUTE COLOMBIA**  
Bogotá, Colombia



**ZIMMER INSTITUTE EUROPE**  
Winterthur, Switzerland



### Patient Education Brochures

Catalog Numbers		
Description	Catalog No.	Qty.
<b>Regenerative Patient Education Brochures</b>		
Soft Tissue Grafting	2491	25/Pkg.
Bone Grafting	2492	25/Pkg.
Ridge Augmentation	2493	25/Pkg.
Sinus Lift	2494	25/Pkg.
Brochure Holder (for use with regenerative patient education brochures)	6055	1

### Patient Education Models

Catalog Numbers		
Description	Catalog No.	Qty.
Treatment Planning Model (Internal and External Dental Implant Connections)	2001	1 Ea.
SwissPlus Implant and Hader Bar Overdenture Model	MSPHB	1 Ea.
Tapered Screw-Vent Maxillary Crown-and-Bridge Model (demonstrates Cement-Retained Anterior Crown and Posterior Bridge)	MTSVCB	1 Ea.
AdVent Mandibular Ball Overdenture Model (demonstrates Ball and Cap Overdenture on 2 implants)	MAVOD	1 Ea.
Spline Implant Deluxe Model	0871	1 Ea.
Locator® Implant Model (Internal Connection Implants)	LOCMDL	1 Ea.

### Zimmer® Patient Consultation Tool

Catalog Numbers		
Description	Catalog No.	Qty.
Basic License (single workstation)	XCPT2USR1	1
Professional Package (three workstations)	XCPT2USR3	3
Team Builder Package (eight workstations)	XCPT2USR8	8
11 Workstation Package	XCPT2USR11	11
20 Workstation Package	XCPT2USR20	20
Additional Workstation (two through ten)	XCPT2ADD2	1
Additional Workstation (eleven and up)	XCPT2ADD11	1
In-Office Training	XCPTTRN	1
Referral Network License	XCPT2REF1	1



## SURGICAL

### IMPLANTS

<i>Zimmer Trabecular Metal</i> Dental Implants	3
<i>Tapered Screw-Vent</i> Implants	3, 4
<i>Zimmer One-Piece</i> Implants	9
<i>AdVent</i> Implants	31

### MICROMOTORS AND ACCESSORIES 42

### SURGICAL INSTRUMENTS

<i>Zimmer</i> Surgical Motor System	41
<i>Zimmer</i> Instrument Kit System	43, 44, 45, 46, 47, 48, 49, 50, 51, 52, 53
<i>Zimmer</i> Drill Module	46, 49, 59
<i>Zimmer</i> Drill Stop Kit and Compatible Drills	44, 54, 55, 56
Surgical Drills	50, 57
Surgical Handpieces	41
Surgical Instruments for <i>Tapered Screw-Vent</i> , <i>Screw-Vent</i> and <i>AdVent</i> Implants	58
Surgical Kit for <i>Trabecular Metal</i> , <i>Tapered Screw-Vent</i> , <i>Zimmer One-Piece</i> and <i>AdVent</i> Implants (complete)	48, 52
Surgical Kits and Instruments for <i>Tapered Screw-Vent</i> Implants	47
Surgical Kits and Instruments for <i>Zimmer One-Piece</i> Implants	52
Surgical Saw Blades	41
Surgical Step Drills	50, 57
Surgical Tray and Drills for <i>Trabecular Metal</i> and <i>Tapered Screw-Vent</i> Staging Block	48
<i>Tapered Screw-Vent</i> Staging Block (Block only)	48
<i>Tapered Screw-Vent</i> Starter Kit	48
Hex Drivers for <i>Tapered Screw-Vent</i> , <i>Screw-Vent</i> and <i>AdVent</i> Implants, 1.25mmD	58
Hex Drivers for <i>Tapered Screw-Vent</i> , <i>Screw-Vent</i> and <i>AdVent</i> Implants, 2.5mmD	58
Hex Drivers for <i>Tapered Screw-Vent</i> and <i>AdVent</i> Implants, 3.0mmD	59
Cortical Bone Taps (Triple-Lead Threads) for <i>Tapered Screw-Vent</i> and <i>AdVent</i> Implants	59
Cortical Bone Taps for <i>Zimmer One-Piece</i> Implants	53
Countersink Drills for <i>AdVent</i> Implants	57
Implant Try-Ins for <i>Zimmer One-Piece</i> Implants	53
Surgical Cover Screws	3
Surgical Cover Screws and Implant Extender/Healing Cuff, 4.5mmD Platform	32
<i>Zimmer One-Piece</i> Kit System	51, 52
<i>Zimmer One-Piece</i> Module	51, 52, 59
<i>Zimmer One-Piece</i> Module (Plate only)	52

**SIMPLANT TREATMENT PLANNING SOFTWARE**

<i>SimPlant</i> Master	50
<i>SimPlant</i> Optional Modules	50
<i>SimPlant</i> Planner	50
<i>SimPlant</i> Pro	50

**SINGLE-PATIENT DRILLS FOR TAPERED SCREW-VENT AND ADVENT IMPLANTS 60****ZIMMER TUBE ADAPTER KIT 49****PROSTHETICS****HEALING COLLARS FOR TRABECULAR METAL, TAPERED SCREW-VENT AND SCREW-VENT IMPLANTS 12****COVER SCREWS AND IMPLANT EXTENDER/HEALING CUFF FOR ADVENT 32****PROSTHETICS FOR TRABECULAR METAL, TAPERED SCREW-VENT AND SCREW-VENT IMPLANTS**

Components for Impression Transfers	
Fixture Mount/Transfers	13
Indirect Transfers (Closed-Tray)	13
Direct Transfers (Open-Tray)	14
Analog	14
Components for Provisional Restorations	
Plastic Temporary Abutments, Straight & Angled	14
Fixture Mount/Transfers	14
Components for Cement-Retained Restorations	
Contour Zirconia Abutments, Straight	16
Contour Zirconia Abutments, 17°	16
<i>Hex-Lock</i> Contour Abutments, Straight	16
<i>Hex-Lock</i> Contour Abutments, 17°	16
Contour Abutment Try-Ins	17
Contour Healing Caps,	17
Contour Restorative Kits	17
Contour Provisional Copings	17
Contour Impression Caps	17
Contour Abutment Analog	18
Contour Waxing Copings	18
<i>Hex-Lock</i> Short Abutments	18
Short Healing Caps	18
Short Restorative Kits	19
Short Provisional Copings	19
Short Impression Caps	19
Short Abutment Analog	19
Short Waxing Copings	19

<i>Hex-Lock</i> Abutments	20
Angled Abutments, 20° for 6 Positions	20
Angled Abutments, 20° for 24 Positions	20
Custom Abutments	
Cast-To Gold Abutments, Engaging	21
Cast-To Gold Abutments, Non- Engaging	21
<i>Zimmer</i> Patient Specific Abutments	21
Components for Screw-Retained Restorations	
Tapered Abutments	22
Angled Tapered Abutments	22
Angled Tapered & Tapered Abutment Healing Cap	23
Angled Tapered & Tapered Abutment Transfer Components	23
Angled Tapered & Abutment Copings and Bar Systems	23
Overdenture Attachments	
<i>Locator</i> Abutments	24
<i>Locator</i> Attachment Components	24, 25
<i>Locator</i> Abutment Transfer Components	25
<i>Locator</i> Bar Attachment Systems	26
<i>Locator</i> Tools	25
Ball Abutments	27
Ball Abutment Transfer Components	28
Ball Abutment Components & Tools	28
<b>PROSTHETIC TOOLS</b>	
Ancillary Tools	29
Hex Drivers	29
Latch-Lock Hex Drivers	29
<i>Locator</i> Tools	29
Prosthetic Tray	29
Restorative Torque Wrench	29
Torque Wrench Inserts	29
<b>PROSTHETICS FOR ADVENT IMPLANTS, 4.5mmD PLATFORM</b>	
Components for Impression Transfers	
Indirect Transfer (Closed-Tray)	33
Direct Transfer (Open-Tray)	33
Fixture Mount/Transfers	34
Analog	33
Components for Provisional Restorations	
Fixture Mount/Transfers	34

Components for Cement-Retained Restorations	
<i>Hex-Lock</i> Abutments	34
Angled Abutments, 20° for 6 Positions	34
Components for Custom Restorations	
Cast-To Gold Abutments, Engaging	35
Cast-To Gold Bar and Titanium Bar Copings	35
Plastic Castable Copings	35
Titanium Provisional Copings	35
Components for Screw-Retained Restorations	
Tapered Abutments	36
Tapered Abutment Healing Cap	36
Tapered Abutment Transfer Components	37
Tapered Abutment Copings and Bar Systems	37
Overdenture Attachments	
<i>Locator</i> Abutments	38
<i>Locator</i> Attachment Components	38
<i>Locator</i> Abutment Transfer Components	39
<i>Locator</i> BAR Attachment Systems	39
Ball Abutments	40
Ball Abutment Transfer Components	40
Ball Abutment Components & Tool	40
<b>PROSTHETICS FOR ADVENT IMPLANTS, 5.7mmD PLATFORM</b>	
<i>AdVent</i> Analog, 5.7mmD Platform	31
For all other Prosthetic Components, <i>AdVent</i> Implants with 5.7mmD Platform utilize the 5.7mmD Prosthetics for <i>Trabecular Metal</i> , <i>Tapered Screw-Vent</i> and <i>Screw-Vent</i> Implants, please see pages 13-29.	
<b>REGENERATIVE MATERIALS</b>	
Barrier Membranes	65
<i>BioMend</i> and <i>BioMend Extend</i> Absorbable Collagen Membranes	65
Cleaning Tool	58
<i>CollaTape</i> , <i>CollaCote</i> and <i>CollaPlug</i> Collagen Wound Dressings	68
<i>CopiOs</i> Pericardium Membrane	65
Graft Containment and Delivery Instruments	66
Hard Tissue Augmentation	61, 62, 63
<i>IngeniOs</i> HA Synthetic Bone Particles	63
<i>IngeniOs</i> β-TCP Bioactive Synthetic Bone Particles	63
Insertion Tools for <i>Zimmer</i> One-Piece Implants	53
Irrigation Accessories	42

<i>Puros</i> Block Allograft	62
<i>Puros</i> Cancellous Particulate Allograft	61
<i>Puros</i> Cortical Particulate Allograft	61
<i>Puros</i> Cortico-Cancellous Allograft	62
<i>Puros</i> Demineralized Bone Matrix (DBM) Putty	62
<i>Puros</i> Dermis Allograft Tissue Matrix	64
<i>Puros</i> Pericardium Membranes	65
RC Sinus Lift Kit	67
Replacement Tube Adapters	49
Sinus Lift Solutions	67
Sinus Crestal Approach Kit	67
Sinus Lateral Approach Kit	67
Soft Tissue Augmentation	64
Wound Dressings	68
<i>Zimmer</i> Collagen Capsules, Wedge and Delivery Instruments	66
<i>Zimmer CurV</i> Pre-Shaped Collagen Membrane	66
<i>Zimmer</i> Socket Repair Membrane	65
<i>Zimmer</i> Sinus Lift Balloon	67
<b>PATIENT EDUCATION MATERIALS</b>	
Patient Education Brochures	69
Patient Education Models	69
<i>Zimmer</i> Patient Consultation Tool	69
<b>TRADEMARK AND MANUFACTURER INFORMATION</b>	<b>76</b>



## Trademark and Manufacturer Information

Locator is a registered trademark of Zest Anchors, Inc. Locator Attachments are manufactured by Zest Anchors, LLC and distributed by Zimmer Dental Inc. Zimmer Surgical Motor System and ImplantMED Surgical Motors are manufactured by W&H Dentalwerk Bürmoos GmbH and offered by Zimmer Dental Inc. ImplantMED is a registered trademark of W&H Dentalwerk Bürmoos GmbH. SimPlant is a registered trademark of Materialise Dental NV. SimPlant Treatment Planning Software is distributed by Zimmer Dental Inc. Tutoplast is a registered trademark of RTI Biologics, Inc. Puros Allografts and CopiOs Pericardium Membrane are manufactured by RTI Biologics, Inc. and marketed by Zimmer Dental Inc. CollaTape, CollaPlug, CollaCote, BioMend, and BioMend Extend Dressings and Membranes are manufactured for Zimmer Dental Inc. by Integra LifeSciences Corporation. CollaTape, CollaCote, CollaPlug are registered trademarks of Integra LifeSciences Corporation. Zimmer Socket Repair Membrane is manufactured by Collagen Matrix, Inc. and distributed by Zimmer Dental Inc. Zimmer CurV Membrane, Zimmer Collagen Capsule and Wedge products and RC Sinus Lift Kits are manufactured by Osseous Technologies of America for Zimmer Dental Inc. IngeniOs  $\beta$ -TCP Bioactive and IngeniOs HA Synthetic Bone Particles are manufactured by curasan AG and distributed exclusively by Zimmer Dental Inc. Sinus Lateral Approach Kit and Sinus Crestal Approach Kit are manufactured by Neobiotech Co., Ltd. and distributed by Zimmer Dental Inc. Zimmer Sinus Lift Balloon is manufactured for Zimmer Dental Inc. by ARMM, Inc. XCPT is a registered trademark of XCPT Communication Technologies, LLC. Zimmer Patient Consultation Tool is developed by XCPT Communication Technologies, LLC and distributed by Zimmer Dental Inc.



**For more information about our Products, Regenerative Materials and Educational Opportunities, contact us:**

1900 Aston Avenue  
Carlsbad, CA 92008-7308  
USA

**In the U.S. 1 (800) 854-7019**  
**To fax an order 1 (888) 225-2483**  
**Outside the U.S. +1 (760) 929-4300**  
**Australia +61 (0)2 9950 5434 or 1 (800) 241 916**  
**Canada + 1 (905) 567-2073 or 1 (800) 265-0968**  
**China +86 21 22115147**

**France +33 (0)1 45 12 35 35**  
**Germany +49 (0)761 1 56 47 0**  
**Israel +972 (0)3 6124242**  
**Italy +39 043 855 5573**  
**Spain +34 93 846 05 43**

To receive our eNews visit us at [http://www.zimmerdental.com/news\\_eNewsletterSignUp.aspx](http://www.zimmerdental.com/news_eNewsletterSignUp.aspx)



[www.zimmerdental.com](http://www.zimmerdental.com)